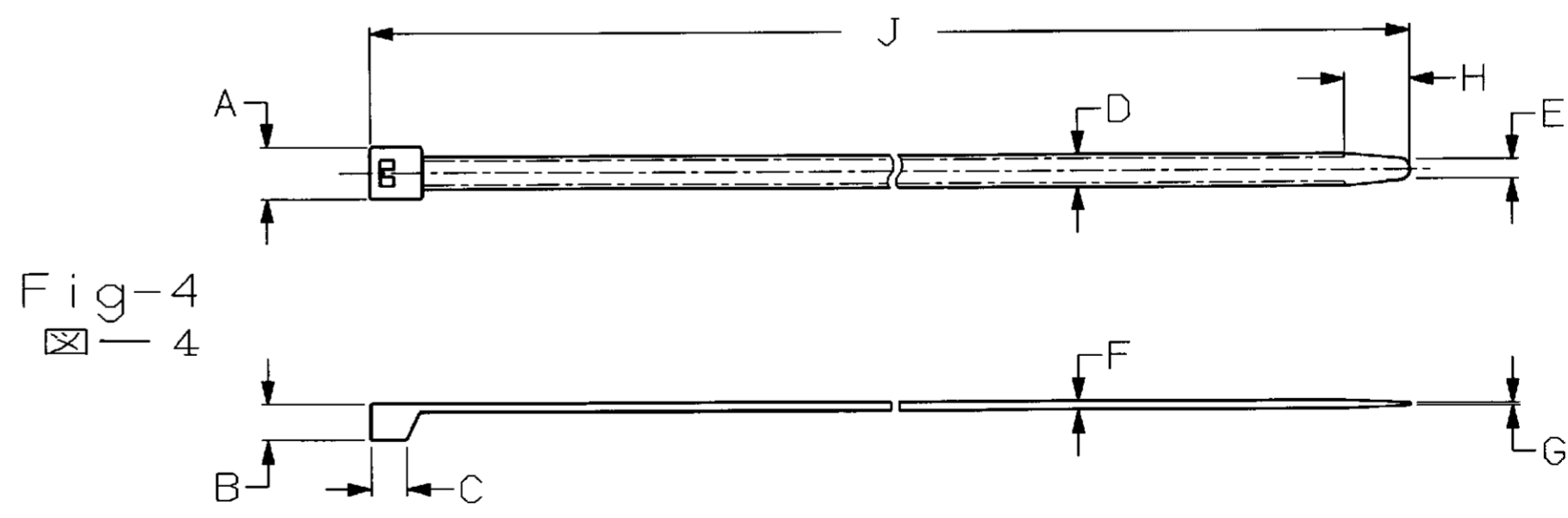
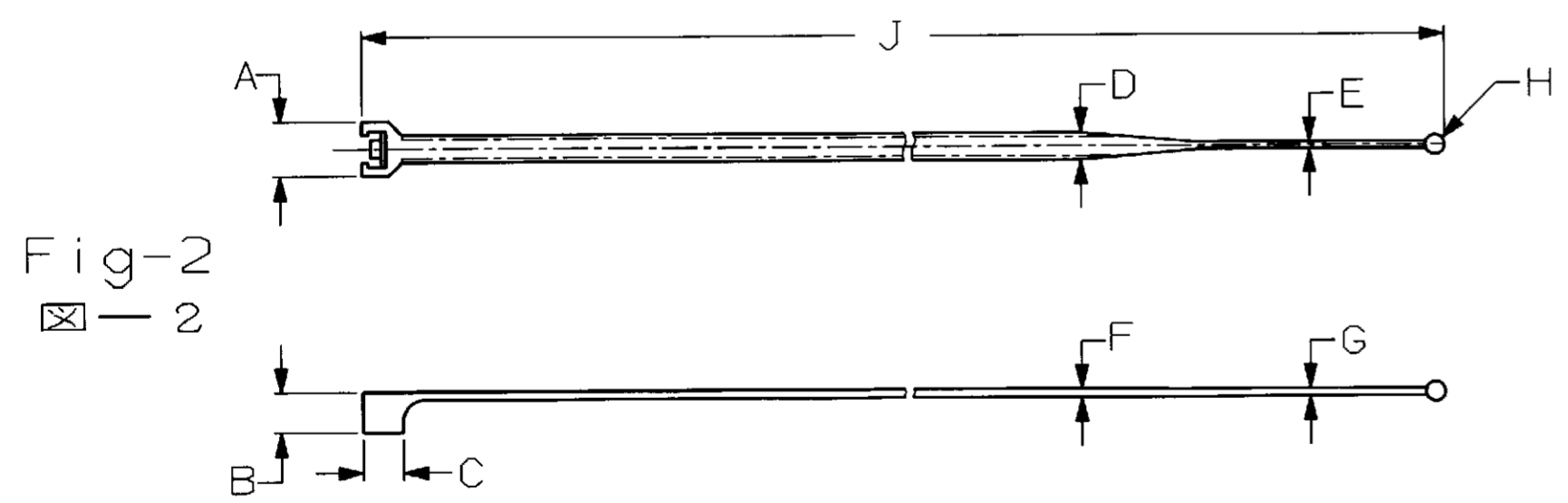
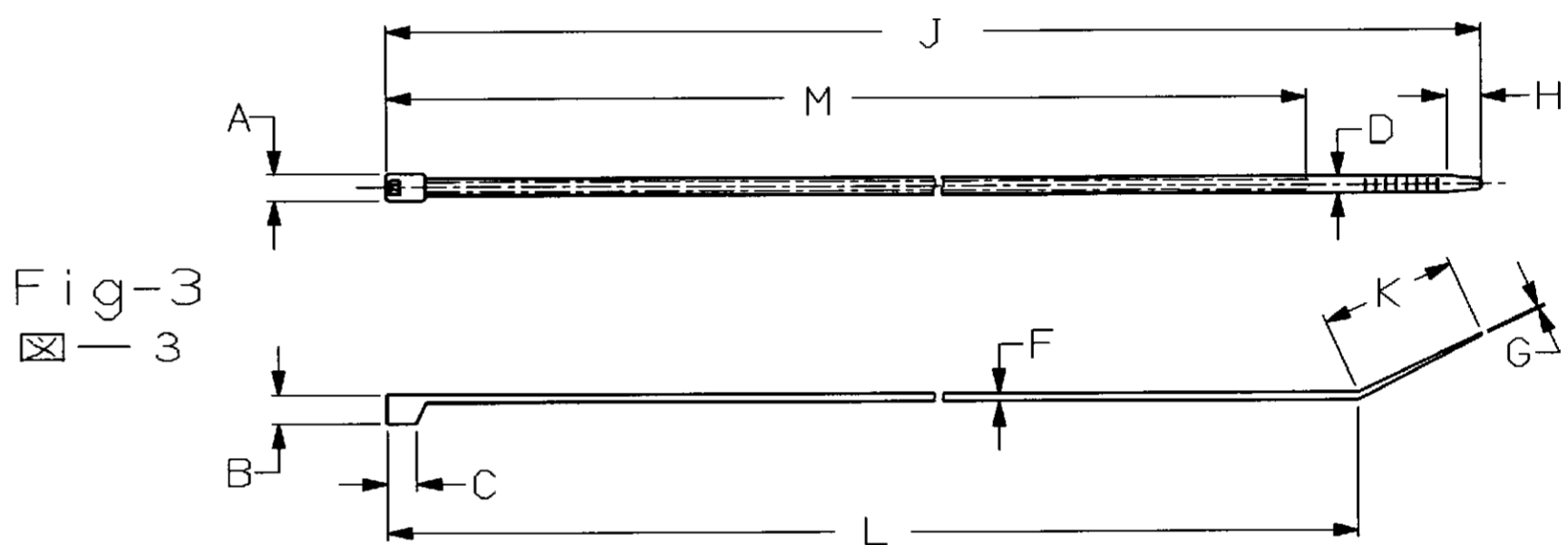
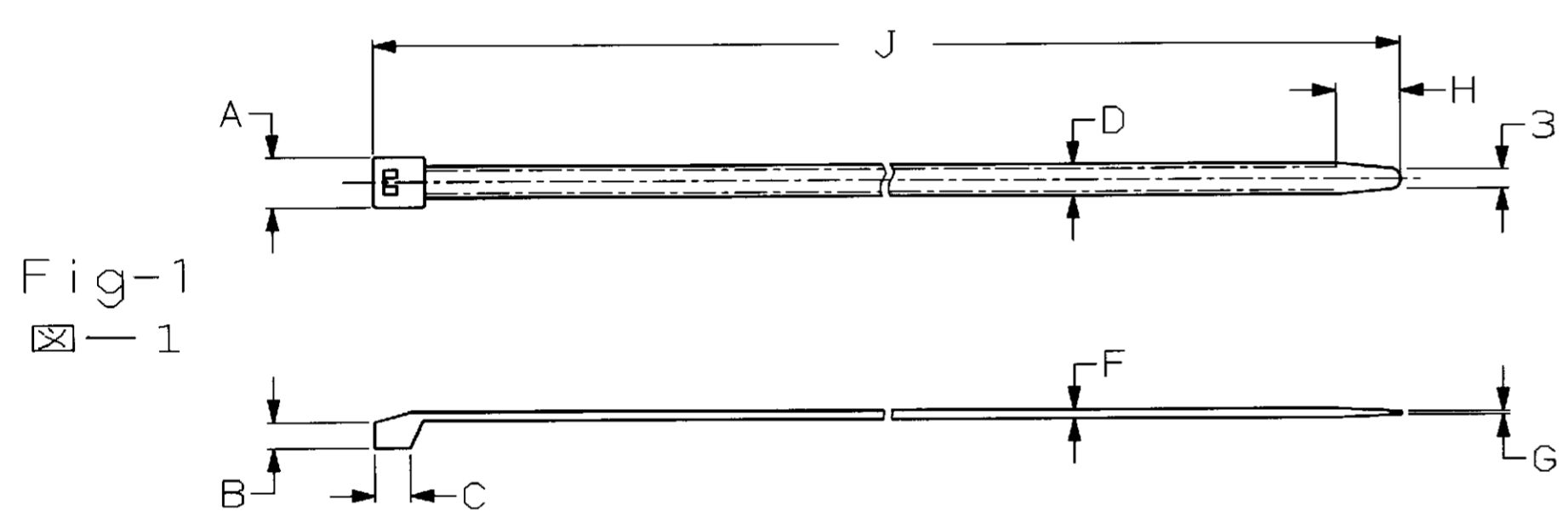


REVOLUTIONS		REVISIONS	ECN	DATE	DWN	APVD
P	LTR	DESCRIPTION				
	M3	ECR-23-195736		05JAN2024	SA	DSC

Fig	AMP PARTS NUMBER 型番	DIA 束線径 mm	DIMENSION 寸法													
			A	B	C	D	E	F	G	H	J	K	L	M		
④	OBSOLETE 1	171353-1	1~21	3	4.4	4.1	4.3	2.5	1.5	1.15	0.7	5.0	100.0	19.0	82.0	75.0
	OBSOLETE 2	171353-2	2~32	2	6.8	4.5	5.0	3.3	∅0.9	1.3	∅0.9	∅2.5	154.0	—	—	—
	3	171353-3	3~37	4	6.0	5.0	5.0	3.4	2.4	1.2	0.4	7.0	145.0	—	—	—
	OBSOLETE 4	171353-4	3~44	2	7.5	5.8	5.8	4.0	∅1.0	1.2	∅1.0	∅2.8	186.0	—	—	—
	OBSOLETE 5	171353-5	3~50	1	7.0	4.0	5.5	4.0	2.0	1.15	0.3	7.0	185.0	—	—	—
	6	171353-6	3~50	1	7.6	5.5	5.5	4.5	3.0	1.3	0.4	10.0	185.0	—	—	—
	7	171353-7	10~100	4	8.0	5.5	5.5	5.0	3.0	1.3	0.4	12.0	365.0	—	—	—
	OBSOLETE 8	171353-8	10~100	4	11.8	7.3	7.0	7.8	5.0	2.0	0.6	10.0	365.0	—	—	—
④	OBSOLETE 9	171353-9	3~50	4	7.6	5.5	5.5	4.5	3.0	1.3	0.4	10.0	185.0	—	—	—
	③ 10	1-171353-1	1~21	3	4.4	4.1	4.3	2.5	1.5	1.15	0.7	5.0	100.0	19.0	82.0	75.0
	③ 11	1-171353-2	1~21	3	4.4	4.1	4.3	2.5	1.5	1.15	0.7	5.0	100.0	19.0	82.0	75.0
	12	1-171353-3	1.6~19	3	4.8	4.0	4.4	2.5	—	1.2	—	—	101.5	—	—	—



- ③ 1-171353-1 : DYED BLACK
- ③ 1-171353-2 : UL94V-0
- ④ OBSOLETE PARTS
- ② 1-171353-1は 黒色に染色。
- ③ 1-171353-2は 難燃性 UL-94V-0.

THIS DRAWING IS A CONTROLLED DOCUMENT FOR AMP INCORPORATED. IT IS SUBJECT TO CHANGE AND THE CONTROLLING ENGINEERING ORGANIZATION SHOULD BE CONTACTED FOR THE LATEST REVISION.		CHK A. Yamaguchi 30MAR98	WIRE RANGE 結合電線断面種	INSULATION DIA 被覆外径
DIMENSIONS 単位 純 mm	TOLERANCES UNLESS OTHERWISE SPECIFIED 一般公差 ±0.4	APVD 30MAR98	TE Connectivity SK バインダー ケーブル タイ SK BINDER CABLE TIE	
MATERIAL 材料 66 ナイロン PA66	FINISH 仕上	PRODUCT SPEC 製品規格		
CUSTOMER DRAWING		APPLICATION SPEC 取付適用規格	SIZE A2	CAGE CODE 00779
			DRAWING NO. 171353	RESTRICTED TO ---
			SCALE 尺度 1:1	SHEET OF REV M3