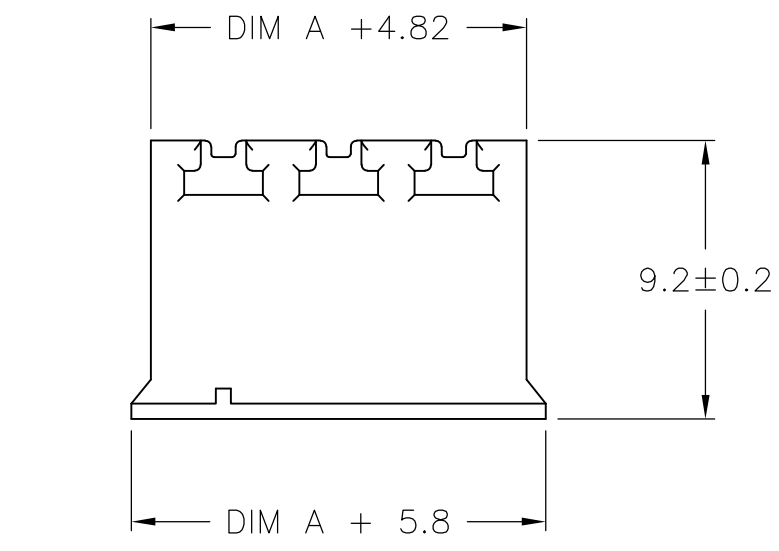
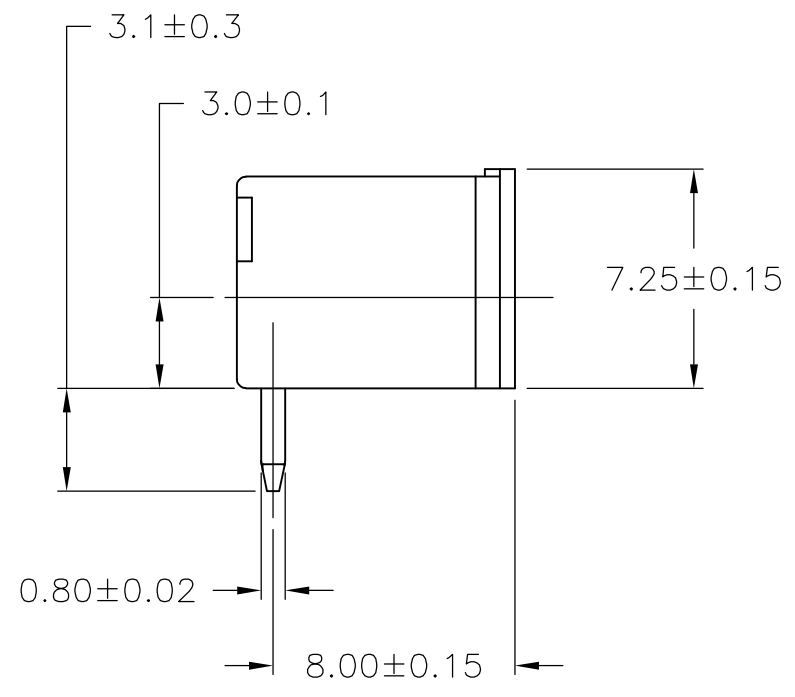
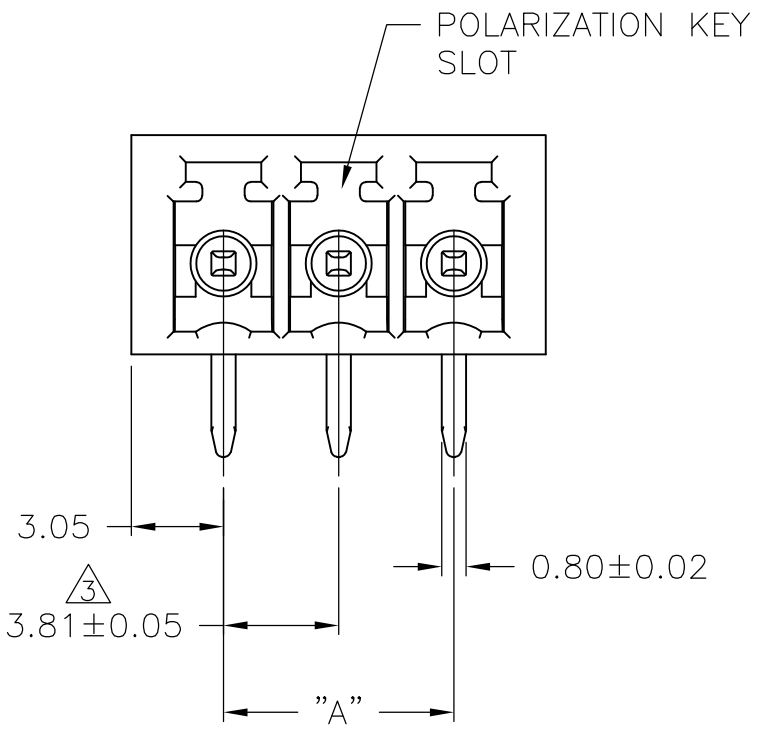


THIS DRAWING IS UNPUBLISHED. RELEASED FOR PUBLICATION
 © COPYRIGHT - By - ALL RIGHTS RESERVED.

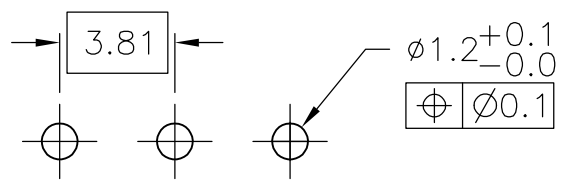
LOC	DIST	REVISIONS			
P	LTR	DESCRIPTION	DATE	DWN	APVD
	A	PART NOS ADDED, NOTES UPDATED	10JUL2015	PS	JK



NOTES:

- MATERIALS AND FINISH:
 HOUSING : PA 6.6, UL 94-V0, COLOR: BLACK
 TERMINAL : PHOSPHOR BRONZE, TIN PLATED
- SUITABLE FOR 1.6-2.4 mm. PC BOARD THICKNESS.
- NOT CUMULATIVE TOLERANCE.
- OPERATING TEMPERATURE RANGE : -40°C TO +110°C
- ELECTRICAL:
 CURRENT RATING: 11A
 VOLTAGE RATING : 300V
 WIRE SIZE RANGE: 30 - 14 AWG
 CONTACT RESISTANCE: <15m Ohm
 INSULATION RESISTANCE: 1000M Ohm (500V DC)

91.44	25	2-1986343-5
87.63	24	2-1986343-4
83.82	23	2-1986343-3
80.01	22	2-1986343-2
76.20	21	2-1986343-1
72.39	20	2-1986343-0
68.58	19	1-1986343-9
64.77	18	1-1986343-8
60.96	17	1-1986343-7
57.15	16	1-1986343-6
53.34	15	1-1986343-5
49.53	14	1-1986343-4
45.72	13	1-1986343-3
41.91	12	1-1986343-2
38.10	11	1-1986343-1
34.29	10	1-1986343-0
30.48	9	1986343-9
26.67	8	1986343-8
22.86	7	1986343-7
19.05	6	1986343-6
15.24	5	1986343-5
11.43	4	1986343-4
7.62	3	1986343-3
3.81	2	1986343-2
DIM "A"	NO. OF POS.	PART NO.



RECOMMENDED PC BOARD LAYOUT

THIS DRAWING IS A CONTROLLED DOCUMENT.		DWN S SCHLEGEL 30JAN2008	TE Connectivity	
DIMENSIONS: mm		CHK C RICHARD 1/30/08		
TOLERANCES UNLESS OTHERWISE SPECIFIED:		APVD C RICHARD 1/30/08	NAME	
0 PLC ± -		PRODUCT SPEC	TERMINAL BLOCK HEADER ASSEMBLY	
1 PLC ± 0.2		APPLICATION SPEC	90 DEGREE, CLOSED ENDS 3.81mm PITCH	
2 PLC ± 0.15		WEIGHT -	SIZE A3	CAGE CODE 00779
3 PLC ± -		MATERIAL -	DRAWING NO	RESTRICTED TO
4 PLC ± -			C-1986343	
ANGLES ± 2'		FINISH -	SCALE 4:1	SHEET 1 OF 1
MATERIAL -		FINISH -	CUSTOMER DRAWING	REV A