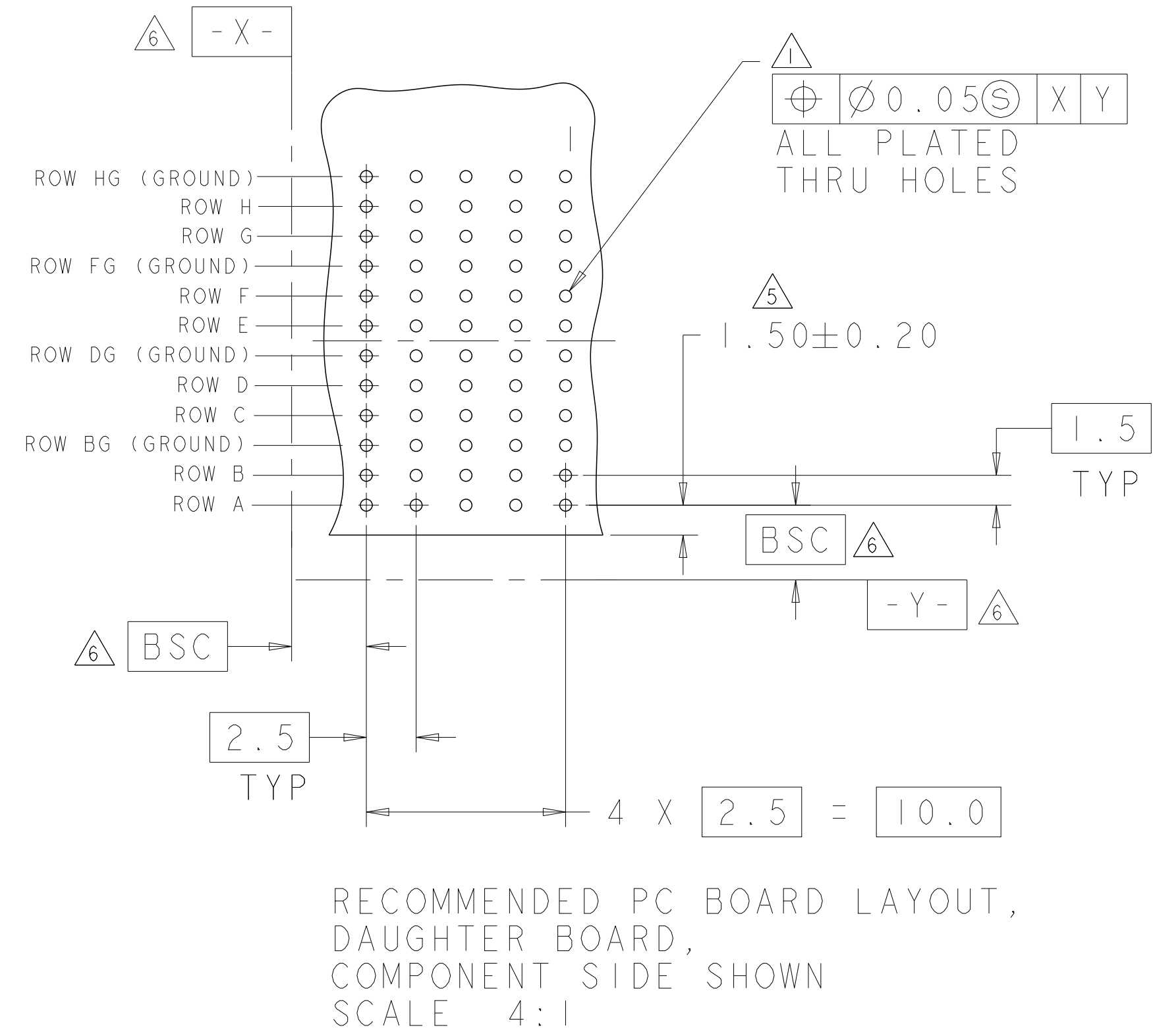
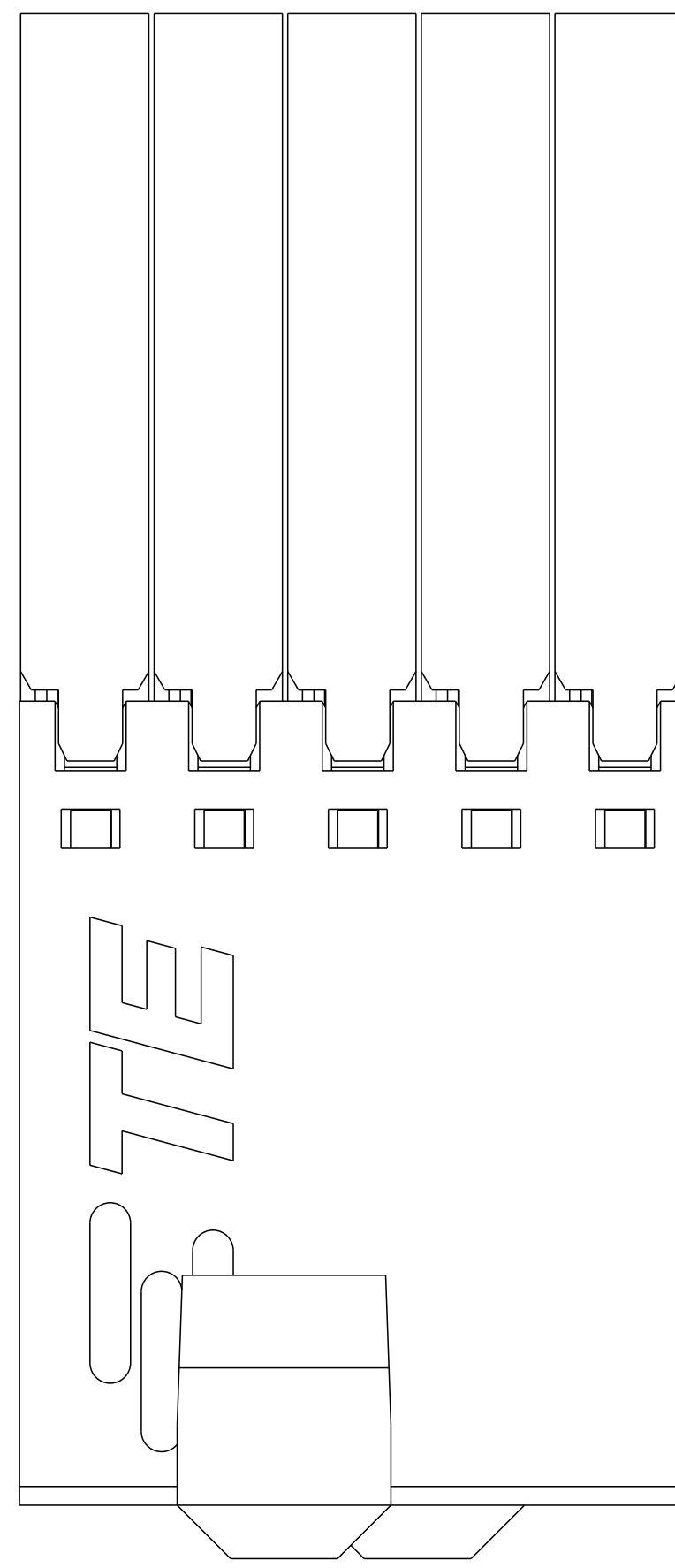
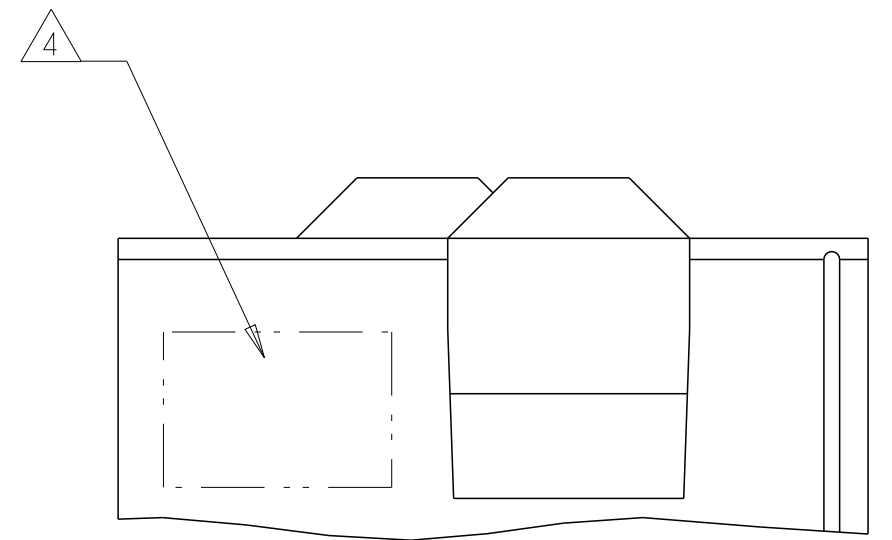
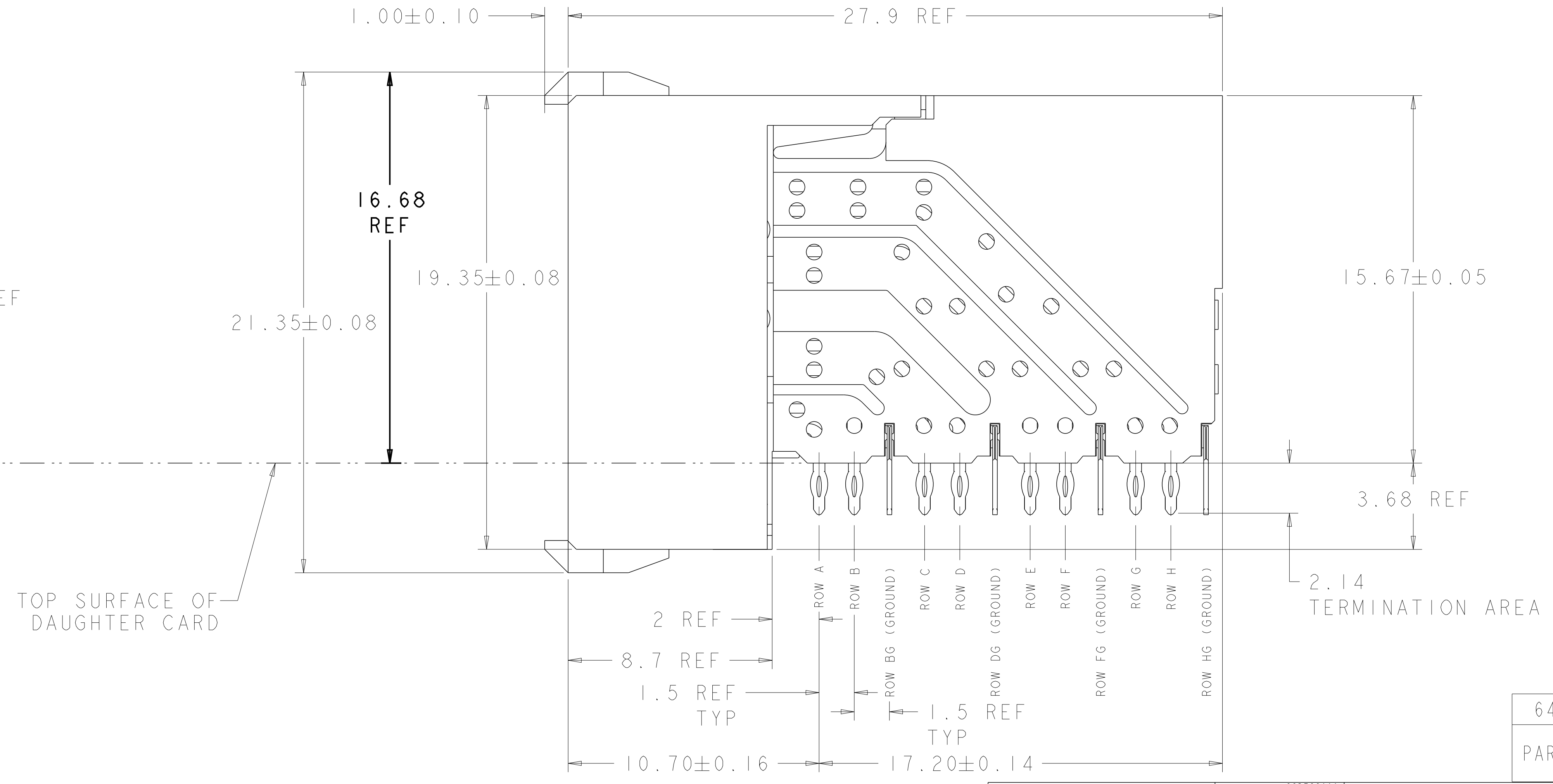
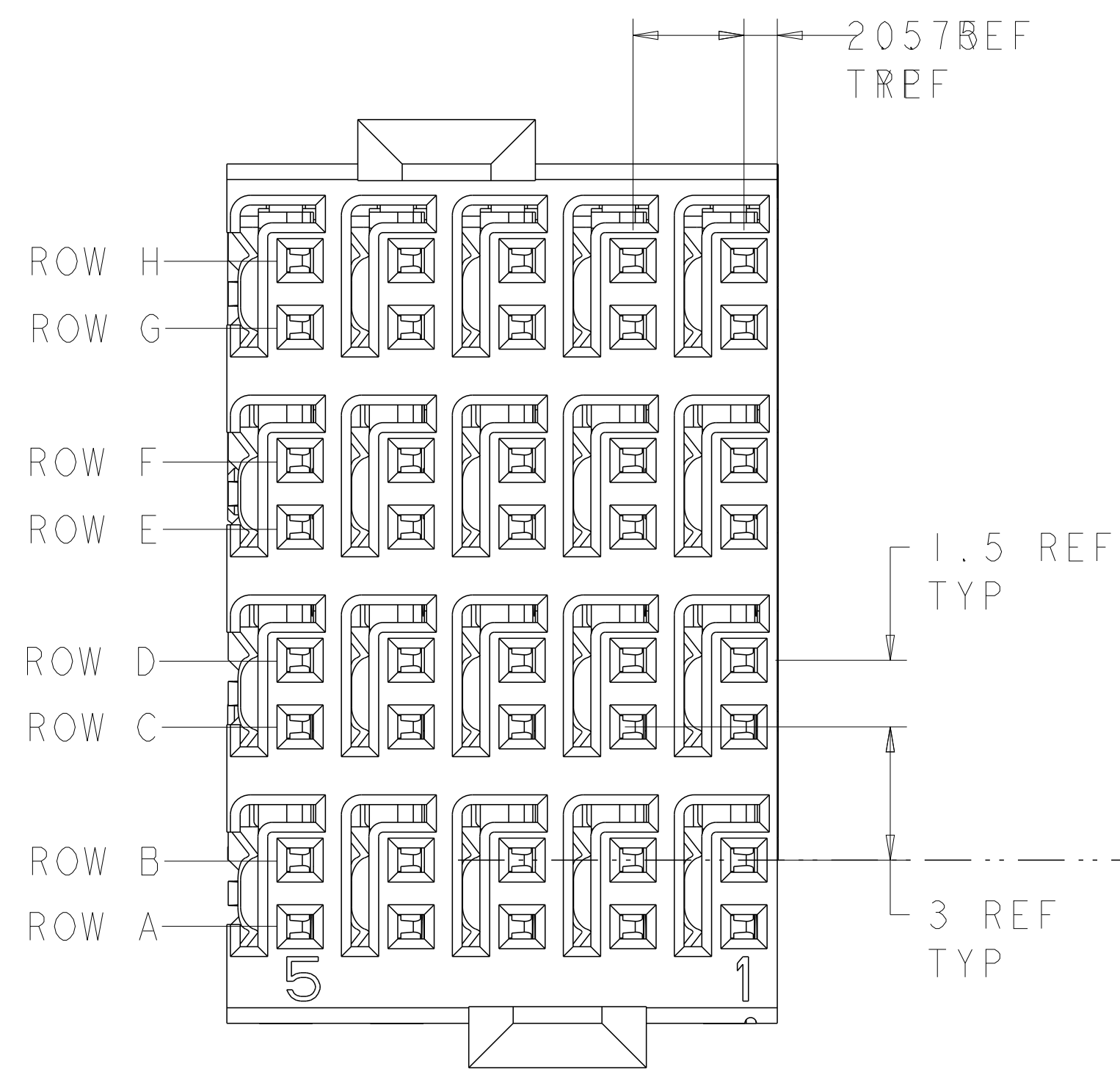


REVISIONS				
P	LTN	DESCRIPTION	DATE	APVD
C		REVISED PER ECO-14-005095	16APR2014	AP RP
D		REVISED PER ECO-16-008845	22SEP2016	AP RP
E		REVISED PER ECO-17-013036	13SEP2017	AP RP



- △ 1 PCB HOLE DIM:
 DRILLED HOLE = 0.700±0.025mm
 FINISHED HOLE = 0.600±0.050mm
 Cu THICKNESS = 0.0375±0.0125mm
 SnPb THICKNESS = 0.007±0.003mm
 - △ 2 MATERIAL:
 SHIELD - PHOSPHOR BRONZE
 CONTACT - COPPER-NICKEL-SILICON
 HOUSING, CHICKLET AND CHICKLET COVER -
 GLASS FILLED POLYESTER
 - △ 3 FINISH: CONTACT AND SHIELD
 MATING AREA - MEETS THE PERFORMANCE REQUIREMENTS OF
 PRODCUT SPECIFICATION 108-2055; BASED ON TELCORDIA
 GR-1217-CORE, APPLICATIONS IN UNCONTROLLED
 ENVIRONMENTS
 COMPLIANT PIN AREA - 0.5µm MIN TIN
 OVER 1.27µm MIN NICKEL
 - △ 4 CONNECTOR MARKED WITH DATE CODE IN APPROXIMATE
 AREA SHOWN
 - △ 5 DIMENSION APPLIES TO CENTERLINE OF THRU HOLE.
 - △ 6 DATUMS AND BASIC DIMENSIONS ESTABLISHED BY
 CUSTOMER.
7. CONTACT AREA LUBRICATED WITH BELLCORE
 APPROVED LUBRICANT. TECHNICAL REFERENCE:
 GR-1217-CORE, ISSUE 1, NOVEMBER 1995.

RECOMMENDED PC BOARD LAYOUT,
 DAUGHTER BOARD,
 COMPONENT SIDE SHOWN
 SCALE 4:1



6469251-1
 PART NUMBER

THIS DRAWING IS A CONTROLLED DOCUMENT.		OWN: D. HUMBERT 28DEC2009	TE Connectivity	
DIMENSIONS:		CHK: J. EARY 28DEC2009	NAME: RECEPTACLE ASSEMBLY, 4 PAIR, 12.5mm HMZd	
TOLERANCES UNLESS OTHERWISE SPECIFIED:		APVD: J. EARY 28DEC2009	PRODUCT SPEC	
mm		APPLICATION SPEC		
0 PLC ±		SIZE: A100779C=6469251		
1 PLC ±		WEIGHT		
2 PLC ±		CUSTOMER DRAWING		
3 PLC ±		SCALE: 8:1		
4 PLC ±		SHEET 1 OF 1		
ANGLES ±		REV: E		
FINISH				