



# STANDARD AND CUSTOM ANTENNAS FOR IOT

## OVERVIEW AND SELECTION GUIDE

### CREATING A SAFER, SUSTAINABLE, PRODUCTIVE AND CONNECTED FUTURE

TE Connectivity (TE) is a leading developer and manufacturer of high performance embedded and external antenna solutions addressing the needs of exponentially-growing wireless traffic. From the advent of mobile phones to the IoT devices of today, TE engineers have been developing antenna solutions for some of the most challenging applications, integrating multiple antennas into small form-factor devices and solving some complex design challenges in multi-radio environments.

TE's antenna portfolio includes standard and custom solutions in the following categories: Cellular, GNSS, Wi-Fi/Bluetooth/Zigbee, ISM, LPWAN and RF accessories. With our rich antenna portfolio, we thrive on opportunities to solve problems together with our customers.

Across industries TE can provide safe, sustainable, and productive antenna solutions along with implementation and optimization services to enable a more connected world. TE can provide advanced antenna solutions for most wireless devices, with many combinations to address customer required features. Our antenna designs can accommodate a broad range of frequency bands for operation on any network in both regional and global markets.



Recognized as a **GLOBAL INNOVATION LEADER** by several leading indices

**COMMUNITY LEADER** listed on Dow Jones Sustainability Index and named as one of **WORLD'S MOST ETHICAL COMPANIES** by Ethisphere Institute

Recognized by Fortune in companies that **CHANGE THE WORLD** and **WORLD'S MOST ADMIRABLE COMPANIES**

# YOUR TRUSTED PARTNER



## KEY BENEFITS

- High reliability: high performance and isolation
- High efficiency: optimized throughput, minimal losses
- State of the art antenna laboratories and global footprint
- In-house testing and validation
- Implementation services
- An innovation leader
- Quick-turn designs and prototypes
- World class fully-integrated manufacturing capabilities



## WIRELESS PROTOCOLS

- Cellular, sub 6GHz (2G-5G, NB-IoT, LTE-M)
- LPWAN for IoT
- Wi-Fi, Bluetooth, ISM
- GNSS, GPS, Positioning
- Ultra-wideband
- LoRa, Sigfox, Z-wave/ ZigBee
- Combination antennas
- 5G mmWave




## FOCUS APPLICATIONS

- Security & surveillance
- Indoor lighting, street lighting
- Home and building automation
- Smart metering, energy management
- Industrial IoT, predictive maintenance
- Health and medical devices
- Telematics, OBD, asset tracking
- Audio and entertainment
- Agriculture


# MOUNTING TYPES

## Board Mount Antennas




Surface mount

- Consist of: Element + Keep out + Ground
- Small size, low profile
- Ideal for devices with very low height requirement
- Relatively large PCB ground keep out of 10 mm to 20 mm is required



Tab mount


- Consist of: Element + Keep out + Ground
- Higher profile of 10 mm to 20 mm
- Smaller PCB ground keep out of 5 mm to 10 mm is required
- Can save PCB space and offer good antenna performance



Surface mount on ground


- Consist of: Element + Ground
- Higher profile of 5 mm to 25 mm
- No PCB ground keep out is required
- Can save PCB space
- On-ground type ideal for single/dual high band antennas

## Embedded Antennas



Chassis mount, direct feed


- Compact Antenna
- Use existing ground plane
- Ground plane design + components/routing can have strong RF impact
- Automatic and repeatable assembly



Chassis mount, cable feed


- Larger Antenna
- Ground plane independent antenna
- Ground plane + components having little impact on RF
- Manual assembly

## External & Terminal Antennas



External

- Stand-alone antenna
- Little to no dependency on device ground
- Preferred option for metal cases
- Option where antenna position different from device position
- Minimal RF design effort, ready to use



Terminal mount

- Stand-alone antenna
- Dependency on device ground increases with lower frequencies
- Preferred option for metal cases
- Higher gain options available
- Adapter cable = adding cost
- Easy manipulation with minimal RF design effort

---

# MANUFACTURING TECHNOLOGIES

## Laser Direct Structuring (LDS)

TE is a leading supplier of molded interconnect device (MID) technology with more than 25 years mass production experience. LDS is an exciting technology used to create MIDs.

LDS can save valuable space in your application by integrating high frequency, mechanical and electrical functionality into one component. Laser structuring enables 3-dimensional (3D) design/routing capability, versus the limiting 2-dimensional (2D) capability on a printed circuit board (PCB) or other common substrates.

LDS technology also allows for improved antenna performance because antennas can be placed in the design where they have more room for better bandwidth and efficiency.

TE has been a leader in early adoption of LDS manufacturing process technology, giving us the experience to help get the design solution correct with minimal effort. Our in-house development and fully integrated manufacturing means we can better control the process and timing from end-to-end and can transition quickly from prototype to mass production – helping delivering your product fast to increase your speed to market.

The use of LDS technology is not limited to antennas, and also includes electro-mechanical, shielding, and other components used in a wide variety of applications.

### Key benefits

- Ability to selectively and repeatably plate
- 3 dimensionally
- Space savings
- Ability to produce thin (0.15 mm) traces
- Improved antenna performance
- Applied cost savings
- Fast time to market
- Flexibility for pattern changes during production
- Simple/fast/low cost tooling



## Printed Electronics

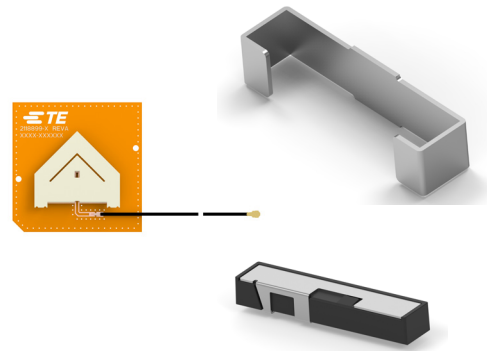
TE has deep experience in various printed electronics technologies, covering ink technologies and printing techniques. Our ink technology research includes custom ink formulation in conductive, magnetic, and other functional inks, in addition to access and experience with various commercially available inks. Our printing capabilities can cover analog and digital printing techniques of 2D and 3D surfaces. TE's process and product development focus areas include antennas, sensors, passive components, in-mold electronics, electrodes & contacts, and medical devices.

Contact TE for more information.

---

## Stamped Metal Antennas


Formed metal embedded antennas can offer high efficiency and may be appropriate for smaller devices where there is limited internal space. TE's standard off-the-shelf offering of low profile, high performance stamped antennas can deliver a low cost and highly repeatable manufacturing solution. Custom designs can also be provided, however, this is typically only suitable for higher volume applications, as tooling is necessary for stamping and forming. Various mounting options are available.



---

## PCB & FPC Antennas


Useful for multi-band antennas, flexible printed circuits (FPCs) and printed circuit boards (PCBs) can allow a wide variety of wireless devices to operate at different frequencies without multiple antennas. TE's innovative MetaSpan antenna technology makes wireless connections more reliable by using metamaterials to cover an extensive range of frequency bands. A broad range of standard offerings include low profile and miniaturized antennas. Additional benefits include enhanced bandwidth, reduced size, excellent efficiency, and a smaller keep out zone. Custom solutions are quickly available due to short lead time and smaller investment for tooling, while allowing flexibility for pattern changes. Various mounting options are available.



---

## External & Terminal Antennas

TE can offer a broad range of external and terminal antennas. As external antennas generally do not require additional tuning, they are easy to implement and therefore may reduce the total cost of ownership. External antennas also have the advantage of improved sensitivity due to farther distance from device noise, which can enable excellent coverage and gain for a wide variety of applications and design possibilities. Most of TE's external antennas are offered as standard off-the-shelf solutions which supports very rapid time to market. Additionally, TE can offer supplementary cable assemblies and mating RF receptacles (see page 15) that seamlessly connect to the terminated interfaces of the external antennas, which can provide great flexibility for design.



# TE RF IMPLEMENTATION SUPPORT



Antenna Design

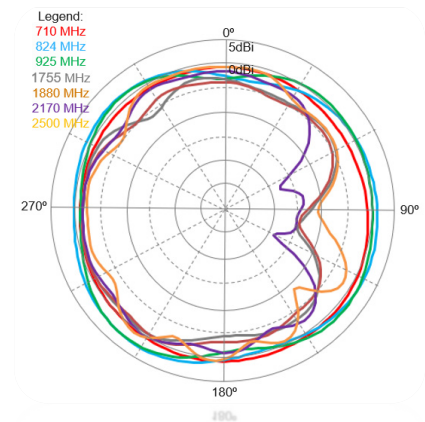
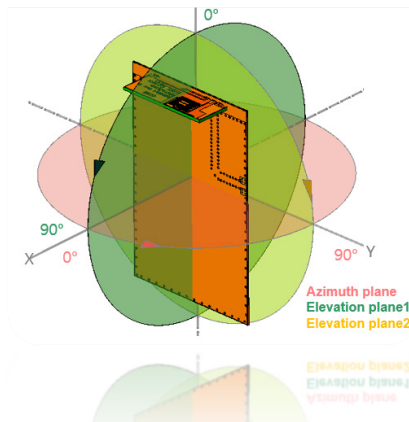

RF Engineering  
Prototyping  
Verification

System Design Guide

RF Engineering  
Quality of Service  
Verification


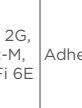

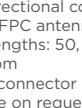


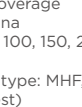


OTA Optimization

Benchmarking  
Throughput Optimization  
Industry Compliance

















# STANDARD ANTENNA PART NUMBER DETAIL

## Cellular, NB-IoT, CAT-M, 2G-5G










TE Part Number	Product Image	Frequency Band (MHz)	Wireless Application	Mounting Type	VSWR	Peak Gain (dBi)	Product Length (mm)	Product Width (mm)	Product Height (mm)	Remarks
<a href="#">2108921-1/-2/-3/-4/-5/-6/-7/-8</a>		617 - 7125	5G, 4G, 3G, 2G, NB-IoT, Cat-M, GNSS, Wi-Fi 6E	Adhesive mount	Refer to data sheet	Refer to data sheet	120	20	0.12	<ul style="list-style-type: none"> <li>• Omnidirectional coverage</li> <li>• Cabled FPC antenna</li> <li>• Cable lengths: 50, 100, 150, 200mm, or custom</li> <li>• Mating connector type: MHF, MHF4 (or available on request)</li> </ul>
<a href="#">2108948-1/-2/-3/-4/-5/-6/-7/-8</a>		617 - 7125	5G, 4G, 3G, 2G, NB-IoT, Cat-M, GNSS, Wi-Fi 6E	Adhesive mount	Refer to data sheet	Refer to data sheet	120	20	0.55	<ul style="list-style-type: none"> <li>• Omnidirectional coverage</li> <li>• Cabled PCB antenna</li> <li>• Cable lengths: 50, 100, 150, 200mm, or custom</li> <li>• Mating connector type: MHF, MHF4 (or available on request)</li> </ul>
<a href="#">2195851-1</a>		698 - 7125	5G, 4G, 3G, 2G, NB-IoT, Cat-M, GNSS, Wi-Fi 6E	Tab mount (Through-hole)	Refer to data sheet	Refer to data sheet	60	20	1	<ul style="list-style-type: none"> <li>• METASPAN</li> <li>• Combination antenna</li> <li>• Omnidirectional coverage</li> <li>• Tab mount PCB antenna</li> </ul>
<a href="#">2195852-1</a>		698 - 5875	5G, 4G, 3G, 2G, NB-IoT, Cat-M, GNSS, Wi-Fi 6	Tab mount (Through-hole)	Refer to data sheet	Refer to data sheet	55	20	1	<ul style="list-style-type: none"> <li>• METASPAN</li> <li>• Combination antenna</li> <li>• Omnidirectional coverage</li> <li>• Tab mount PCB antenna</li> </ul>
<a href="#">2195846-1/-2/-3/-4/-5/-6/-7/-8</a>		698 - 7125	5G, 4G, 3G, 2G, NB-IoT, Cat-M, GNSS, Wi-Fi 6E	Adhesive mount	Refer to data sheet	Refer to data sheet	80	15	0.12	<ul style="list-style-type: none"> <li>• Omnidirectional coverage</li> <li>• Cabled FPC antenna</li> <li>• Cable lengths: 50, 100, 150, 200mm, or custom</li> <li>• Mating connector type: MHF, MHF4 (or available on request)</li> </ul>
<a href="#">2108823-1</a>		617 - 7125	5G, 4G, 3G, 2G, NB-IoT, Cat-M, GNSS, Wi-Fi 6E	Surface Mount	Refer to data sheet	Refer to data sheet	52	22	15	<ul style="list-style-type: none"> <li>• Combination antenna</li> <li>• Omnidirectional coverage</li> <li>• On Board Stamping Element</li> </ul>
<a href="#">2108783-1/-2</a>		617 - 3800	5G, 4G, 3G, 2G, NB-IoT, Cat-M, GNSS, Wi-Fi, LoRa, Sigfox	Surface mount	Refer to data sheet	Refer to data sheet	38	7.5	3.2	<ul style="list-style-type: none"> <li>• Combination antenna</li> <li>• On board PCB</li> <li>• Small form factor</li> <li>• Packaging                             <ul style="list-style-type: none"> <li>-1: bulk packaged</li> <li>-2: T&amp;R packaged</li> </ul> </li> </ul>
<a href="#">2108784-1/-2</a>		698 - 6000	5G, 4G, 3G, 2G, NB-IoT, Cat-M, GNSS, Wi-Fi, LoRa, Sigfox	Surface mount	Refer to data sheet	Refer to data sheet	38	7.5	3.2	<ul style="list-style-type: none"> <li>• Combination antenna</li> <li>• On board PCB</li> <li>• Small form factor</li> <li>• Packaging                             <ul style="list-style-type: none"> <li>-1: bulk packaged</li> <li>-2: T&amp;R packaged</li> </ul> </li> </ul>
<a href="#">2195728-1</a>		698 - 2700	5G, 4G, 3G, 2G, NB-IoT, Cat-M, GNSS, Wi-Fi, LoRa, Sigfox	Tab mount (Through-hole)	<3.0:1	Refer to data sheet	55	1.6	20	<ul style="list-style-type: none"> <li>• Combination antenna</li> <li>• On board PCB</li> </ul>
<a href="#">2108994-1</a>		698 - 960 1710 - 2170 2300 - 2700	4G, 3G, 2G, NB-IoT, Cat-M, Wi-Fi	Surface mount	<3.0:1	2.3	40	10	3.2	<ul style="list-style-type: none"> <li>• On board PCB</li> </ul>
<a href="#">2118903-1</a>		698 - 960 1710 - 2170 2300 - 2700	4G, 3G, 2G, NB-IoT, Cat-M	Surface mount	<3.0:1	2.3	75	11.9	1.64	<ul style="list-style-type: none"> <li>• On board PCB</li> </ul>
<a href="#">2118614-1</a>		698 - 960 1710 - 2170 2300 - 2700	4G, 3G, 2G, NB-IoT, Cat-M	Tab mount (Through-hole)	Refer to data sheet	Refer to data sheet	50	20	1.64	<ul style="list-style-type: none"> <li>• On board PCB</li> </ul>
<a href="#">2118898-1/-2</a>		902 - 928 2400 - 2483.5	ISM, ZigBee, Bluetooth, Wi-Fi	Adhesive mount	<2.0:1	2.3	140	20	0.25	<ul style="list-style-type: none"> <li>• Embedded flexible PCB</li> <li>• Cable lengths: 185, 255 mm, or custom</li> <li>• Mating connector type: MMCX</li> </ul>
<a href="#">2361492-1/-2</a>		698 - 960 1710 - 2170 2300 - 2700	4G, 3G, 2G, NB-IoT, Cat-M	Adhesive mount	Refer to data sheet	Refer to data sheet	65	15	1	<ul style="list-style-type: none"> <li>• Embedded PCB</li> <li>• Cable lengths: 50, 200 mm, or custom</li> <li>• Mating connector type: MHF (MHF4 available on request)</li> </ul>
<a href="#">2372105-1/-2</a>					Refer to data sheet	Refer to data sheet	65	15	1	<ul style="list-style-type: none"> <li>• Embedded PCB</li> <li>• Cable lengths: 100, 150 mm, or custom</li> <li>• Mating connector type: MHF (MHF4 available on request)</li> </ul>

## Cellular, NB-IoT, CAT-M, 2G-5G (continued)



TE Part Number	Product Image	Frequency Band (MHz)	Wireless Application	Mounting Type	VSWR	Peak Gain (dBi)	Product Length (mm)	Product Width (mm)	Product Height (mm)	Remarks
<a href="#">2367286-1/-2/-5/-6</a>		698 - 960 1710 - 2170 2300 - 2700	4G, 3G, 2G, NB-IoT, Cat-M	Adhesive mount	Refer to data sheet	Refer to data sheet	65	15	0.14	<ul style="list-style-type: none"> <li>Embedded FPC</li> <li>Cable lengths: 50, 200 mm, or custom</li> <li>Mating connector type: MHF and MHF4</li> </ul>
<a href="#">2372112-1/-2/-5/-6</a>							65	15	0.14	<ul style="list-style-type: none"> <li>Embedded FPC</li> <li>Cable lengths: 100, 150 mm, or custom</li> <li>Mating connector type: MHF and MHF4</li> </ul>
<a href="#">2118879-1/-2/-4</a>		698-960 1560-2200 2300-2700	4G, 3G, 2G, NB-IoT, Cat-M, Wi-Fi, LoRa, Sigfox	Adhesive mount	Refer to data sheet	Refer to data sheet	110	14	1.6	<ul style="list-style-type: none"> <li>Combination antenna</li> <li>Embedded PCB</li> <li>Cable length can be customized</li> <li>Mating connector type: SMA</li> </ul>
<a href="#">2108788-1</a>		824 - 960 1710 - 1990	3G, 2G, ISM	Surface mount	<3.0:1	1.0	37.59	11.94	1.57	<ul style="list-style-type: none"> <li>On board PCB</li> <li>Packaging                             <ul style="list-style-type: none"> <li>-1: Bulk packaged</li> <li>-2: T&amp;R packaged</li> </ul> </li> </ul>
<a href="#">2118310-1</a>		698 - 960 1710 - 2700	4G, 3G, 2G, NB-IoT, Cat-M, Wi-Fi	Tab mount (Through-hole)	<3.0:1	3.5	74	10.56	1.57	<ul style="list-style-type: none"> <li>On board PCB</li> </ul>
<a href="#">2118308-1/-2/-3/-4/-5/-6/-8/-9</a>		698 - 960 1710 - 2170 2300 - 2700	4G, 3G, 2G, NB-IoT, Cat-M, Wi-Fi	Adhesive mount	<3.0:1	3.9	110	14	0.51	<ul style="list-style-type: none"> <li>Embedded PCB</li> <li>Cable lengths: 120, 150, 193, 203, 290, 500 mm, or custom</li> <li>Mating connector types: MHF, MHF4L, MCX</li> </ul>
<a href="#">1513317-1</a>		824 - 960 1710 - 2170	3G, 2G, ISM, NB-IoT, Cat-M	Tab mount (Through-hole)	<3.0:1	2.0	49.9	20.27	1.58	<ul style="list-style-type: none"> <li>On board PCB</li> </ul>
<a href="#">1513273-1</a>		824 - 960 1710 - 1990	3G, 2G, ISM	Tab mount (Through-hole)	<3.0:1	2.0	37.59	15.11	1.57	<ul style="list-style-type: none"> <li>On board PCB</li> </ul>
<a href="#">1513247-1</a>		824 - 894 1850 - 1990	3G, 2G, ISM	Tab mount (Through-hole)	<3.0:1	Refer to data sheet	38.1	15.24	1.63	<ul style="list-style-type: none"> <li>On board PCB</li> </ul>
<a href="#">1513169-1</a>		824 - 894	2G, ISM	Tab mount (Through-hole)	<2.5:1	2.0	38.1	15.24	1.57	<ul style="list-style-type: none"> <li>On board PCB</li> </ul>
<a href="#">1513381-1</a>		3100 - 6000	5G	Chassis mount	<3.0:1	2.0	29	12	10	<ul style="list-style-type: none"> <li>Embedded</li> <li>Cable lengths: 365 mm or custom</li> <li>Mating connector type: MHF</li> </ul>
<a href="#">2195889-1/-2</a>		617 - 960 1427 - 1661 1710 - 2700 3300 - 4200 4400 - 5000 5150 - 5925	5G, 4G, 3G, 2G, NB-IoT, Cat-M, GNSS world band	Terminal mount	Refer to data sheet	Refer to data sheet	135.8	19.91	-	<ul style="list-style-type: none"> <li>Terminal dipole</li> <li>-1 = black, -2 = white</li> <li>Mating connector type: SMA</li> </ul>
<a href="#">2195890-1</a>		698 - 960 1710 - 2700	4G, 3G, 2G, Lora, Sigfox, BT/Wi-Fi, ZigBee	Terminal mount	Refer to data sheet	Refer to data sheet	115	10	-	<ul style="list-style-type: none"> <li>Terminal monopole</li> <li>Mating connector type: SMA</li> </ul>
<a href="#">2195736-1/-2</a>		700 - 2700	4G, 3G, 2G	Terminal mount	<2.5:1	2.5	157	17.7	-	<ul style="list-style-type: none"> <li>Terminal dipole</li> <li>Mating connector type:                             <ul style="list-style-type: none"> <li>-1 = SMA</li> <li>-2 = RP-SMA</li> </ul> </li> </ul>
<a href="#">2108940-1</a>		698 - 2700	4G, 3G, 2G	Terminal mount	<2.5:1	2.5	157	17.7	-	<ul style="list-style-type: none"> <li>Terminal dipole</li> <li>Mating connector type: SMA</li> </ul>



# GNSS

TE Part Number	Product Image	Frequency Band (MHz)	Wireless Application	Mounting Type	VSWR	Peak Gain (dBi)	Product Length (mm)	Product Width (mm)	Product Height (mm)	Remarks
<a href="#">2108937-1/-2/-3/-4</a>		1559 - 1610 2400 - 2500 5150 - 7125	GNSS, WiFi 6E	Adhesive mount	<2.0:1	3.0	50	15	0.15	<ul style="list-style-type: none"> <li>Embedded FPC</li> <li>Cable lengths: 50, 100, 150, 200mm, or custom</li> <li>Combo (GNSS &amp; Wi-Fi)</li> <li>Mating connector type: MHF"</li> </ul>
<a href="#">2108824-1</a>		1559 - 1610	L1+G1 bands for GNSS	Surface mount	Refer to data sheet	Refer to data sheet	10	3	1.5	<ul style="list-style-type: none"> <li>On board Ceramic Chip</li> <li>Packaging: T&amp;R packaged</li> </ul>
<a href="#">2118900-1</a>		1560 - 1602	GNSS	Surface mount	<2.0:1	3.5	10	10	1	<ul style="list-style-type: none"> <li>On board PCB</li> <li>Isotropic</li> </ul>
<a href="#">1513634-1</a>		1565 - 1585	GPS	Surface mount	<3.0:1	0	16 dia.	16 dia.	6.05	<ul style="list-style-type: none"> <li>On board puck</li> <li>Isotropic</li> <li>On ground (no cut out on the ground plane)</li> </ul>
<a href="#">2108783-1/-2</a>		617 - 3800	5G, 4G, 3G, 2G, NB-IoT, Cat-M, GNSS Wi-Fi, LoRa, Sigfox	Surface mount	Refer to data sheet	Refer to data sheet	38	7.5	3.2	<ul style="list-style-type: none"> <li>Combination antenna</li> <li>On board PCB</li> <li>Small form factor</li> <li>Packaging -1: bulk packaged -2: T&amp;R packaged</li> </ul>
<a href="#">2108784-1/-2</a>		698 - 6000	5G, 4G, 3G, 2G, NB-IoT, Cat-M, GNSS Wi-Fi, LoRa, Sigfox	Surface mount	Refer to data sheet	Refer to data sheet	38	7.5	3.2	<ul style="list-style-type: none"> <li>Combination antenna</li> <li>On board PCB</li> <li>Small form factor</li> <li>Packaging -1: bulk packaged -2: T&amp;R packaged</li> </ul>
<a href="#">2195728-1</a>		698 - 2700	5G, 4G, 3G, 2G, NB-IoT, Cat-M, GNSS Wi-Fi, LoRa, Sigfox	Tab mount (Through-hole)	<3.0:1	Refer to data sheet	55	1.6	20	<ul style="list-style-type: none"> <li>Combination antenna</li> <li>On board PCB</li> </ul>
<a href="#">2118879-1/-2/-4</a>		698 - 960 1710 - 2170 2300 - 2700	4G, 3G, 2G, NB-IoT, Cat-M, GNSS, Wi-Fi, LoRa, Sigfox	Adhesive mount	Refer to data sheet	Refer to data sheet	110	14	1.6	<ul style="list-style-type: none"> <li>Combination antenna</li> <li>Embedded PCB</li> <li>Cable length can be customized</li> <li>Mating connector type: SMA</li> </ul>
<a href="#">2195889-1/-2</a>		617 - 960 1427 - 1661 1710 - 2700 3300 - 4200 4400 - 5000 5150 - 5925	5G, 4G, 3G, 2G, NB-IoT, Cat-M, GNSS world band	Terminal mount	Refer to data sheet	Refer to data sheet	135.8	19.91	-	<ul style="list-style-type: none"> <li>Terminal dipole</li> <li>-1 = black, -2 = white</li> <li>Mating connector type: SMA</li> </ul>

## GNSS (continued)

TE Part Number	Product Image	Frequency Band (MHz)	Wireless Application	Mounting Type	VSWR	Peak Gain (dBi)	Product Length (mm)	Product Width (mm)	Product Height (mm)	Remarks
<b>L1/L2/L5 High Precision</b>										
<a href="#">2108840-1</a>		1194 - 1255 1559 - 1610	GNSS	Adhesive mount (Through-hole)	Refer to data sheet	Refer to data sheet	41	41	13	<ul style="list-style-type: none"> <li>L1 + G1 &amp; L2 + E5b + G2 bands</li> <li>Dual Port Patch Antenna</li> <li>Through-hole assembly</li> </ul>
<a href="#">2108844-1</a>		1164 - 1255 1559 - 1610	GNSS	Adhesive mount (Through-hole)	Refer to data sheet	Refer to data sheet	41	41	13	<ul style="list-style-type: none"> <li>L1 + G1 &amp; L2 + L5 + E5b + G2 bands</li> <li>Dual Port Patch Antenna</li> <li>Through-hole assembly</li> </ul>
<a href="#">2108847-1</a>		1215 - 1250 1559 - 1610	GNSS	Adhesive mount (Through-hole)	Refer to data sheet	Refer to data sheet	41	41	8	<ul style="list-style-type: none"> <li>L1 + G1 &amp; L2 + G2 bands</li> <li>Dual Port Patch Antenna</li> <li>Through-hole assembly</li> </ul>
<a href="#">2108848-1</a>		1215 - 1250 1559 - 1610	GNSS	Adhesive mount (Through-hole)	Refer to data sheet	Refer to data sheet	33	33	15	<ul style="list-style-type: none"> <li>L1 + G1 &amp; L2 + G2 bands</li> <li>Dual Port Patch Antenna</li> <li>Through-hole assembly</li> </ul>
<b>Active</b>										
<a href="#">2108852-1</a>		1559 - 1610	GNSS	Adhesive mount	Refer to data sheet	Refer to data sheet	25	25	10.5	<ul style="list-style-type: none"> <li>GNSS L1</li> <li>Embedded patch</li> <li>Cable lengths: 100 mm or custom</li> <li>Mating connector type: MHF</li> </ul>
<a href="#">2108853-1</a>		1194 - 1255 1559 - 1610	GNSS	Adhesive mount	Refer to data sheet	Refer to data sheet	43	43	13	<ul style="list-style-type: none"> <li>L1 + G1 &amp; L2 + E5b + G2 bands</li> <li>Embedded patch</li> <li>Cable lengths: 100 mm or custom</li> <li>Mating connector type: MHF</li> </ul>
<a href="#">2108854-1</a>		1194 - 1255 1559 - 1610	GNSS	Adhesive mount	Refer to data sheet	Refer to data sheet	43	43	18	<ul style="list-style-type: none"> <li>L1 + G1 &amp; L2 + E5b + G2 bands</li> <li>Embedded patch</li> <li>Cable lengths: 100 mm or custom</li> <li>Mating connector type: MHF</li> </ul>
<a href="#">2108855-1</a>		1164 - 1255 1559 - 1610	GNSS	Magnetic	Refer to data sheet	Refer to data sheet	82	60	22.5	<ul style="list-style-type: none"> <li>L1 + G1 &amp; L2 + L5 + E5b + G2 bands</li> <li>External patch</li> <li>Cable lengths: 5000 mm or custom</li> <li>Mating connector type: SMA</li> </ul>
<a href="#">2108912-1</a>		1575.42	GNSS	Adhesive mount	Refer to data sheet	Refer to data sheet	12	12	5.2	<ul style="list-style-type: none"> <li>GPS L1</li> <li>Embedded patch</li> <li>Cable lengths: 55 mm or custom</li> <li>Mating connector type: MHF</li> </ul>
<a href="#">2195891-1</a>		1559 - 1610	GNSS	External	Refer to data sheet	Refer to data sheet	55	38	17	<ul style="list-style-type: none"> <li>GNSS L1</li> <li>External patch in plastic housing</li> <li>Cable lengths: 3000 mm or custom</li> <li>Mating connector type: SMA</li> </ul>









# Wi-Fi, Bluetooth, Zigbee

TE Part Number	Product Image	Frequency Band (MHz)	Wireless Application	Mounting Type	VSWR	Peak Gain (dBi)	Product Length (mm)	Product Width (mm)	Product Height (mm)	Remarks
<a href="#">2118907-1/-2/-3/-4/-5/-6/-7/-8/-9</a>		2400 - 2500 5150 - 5875 5925 - 7125	Wi-Fi triple band, Wi-Fi 6E	Adhesive mount	Refer to data sheet	Refer to data sheet	29.6	41.24	0.36	<ul style="list-style-type: none"> <li>Embedded flexible PCB</li> <li>Cable lengths: 50, 100, 150, 200 mm or custom</li> <li>Mating connector types: MHF, MHF4</li> </ul>
<a href="#">2118908-1/-2</a>		2400 - 2500 5150 - 5875 5925 - 7125	Wi-Fi triple band, Wi-Fi 6E	Surface mount	Refer to data sheet	Refer to data sheet	18.9	6.2	0.76	<ul style="list-style-type: none"> <li>On board PCB</li> <li>Packaging                             <ul style="list-style-type: none"> <li>-1: Bulk packaged</li> <li>-2: T&amp;R packaged</li> </ul> </li> </ul>
<a href="#">1-2118909-1/-2/-3/-4/-5/-6/-7/-8</a>		2400 - 2500 5150 - 5875 5925 - 7125	Wi-Fi triple band, Wi-Fi 6E	Adhesive mount	Refer to data sheet	Refer to data sheet	40	8	2.6	<ul style="list-style-type: none"> <li>Embedded PCB</li> <li>Cable lengths: 50, 100, 150, 200 mm or custom</li> <li>Mating Connector types: MHF, MHF4</li> </ul>
<a href="#">2108792-1/-2/-3/-4/-5/-6/-7/-8/-9</a>		2400 - 2500 5150 - 5875 5925 - 7125	Wi-Fi triple band, Wi-Fi 6E	Adhesive mount	Refer to data sheet	Refer to data sheet	40	10	0.12	<ul style="list-style-type: none"> <li>Embedded FPC</li> <li>Cable lengths: 50, 100, 150, 200 mm or custom</li> <li>Mating Connector types: MHF, MHF4</li> </ul>
<a href="#">2108891-1</a>		2400 - 2500 5150 - 5875 5925 - 7125	Wi-Fi triple band, Wi-Fi 6E	Tab mount (Through-hole)	Refer to data sheet	Refer to data sheet	30	10	0.78	<ul style="list-style-type: none"> <li>On board PCB</li> </ul>
<a href="#">2108857-1/-2/-3/-4/-5/-6/-7/-8</a>		2400 - 2500 5150 - 5875 5925 - 7125	Wi-Fi triple band, Wi-Fi 6E	Adhesive mount	Refer to data sheet	Refer to data sheet	30	7	0.78	<ul style="list-style-type: none"> <li>Embedded PCB</li> <li>Cable lengths: 50, 100, 150, 200 mm or custom</li> <li>Mating Connector types: MHF, MHF4</li> </ul>
<a href="#">2108858-1/-2/-3/-4/-5/-6/-7/-8</a>		2400 - 2500 5150 - 5875 5925 - 7125	Wi-Fi triple band, Wi-Fi 6E	Adhesive mount	Refer to data sheet	Refer to data sheet	32	7	0.78	<ul style="list-style-type: none"> <li>Embedded PCB</li> <li>Cable lengths: 50, 100, 150, 200 mm or custom</li> <li>Mating Connector types: MHF, MHF4</li> </ul>
<a href="#">2108923-1/-2/-3/-4</a>		2400 - 2500 5150 - 5875 5925 - 7125	Wi-Fi 6E	Terminal mount	Refer to data sheet	Refer to data sheet	135.8	19.91	-	<ul style="list-style-type: none"> <li>Terminal dipole                             <ul style="list-style-type: none"> <li>-1 = black + SMA</li> <li>-2 = white + SMA</li> <li>-3 = black + RP-SMA</li> <li>-4 = white + RP-SMA</li> </ul> </li> </ul>
<a href="#">2108832-1</a>		2400 - 2500	Wi-Fi band, Bluetooth, ZigBee	Surface mount	Refer to data sheet	Refer to data sheet	3	1.5	1.2	<ul style="list-style-type: none"> <li>On board Ceramic Chip</li> <li>PIFA</li> <li>Packaging: T&amp;R packaged</li> </ul>
<a href="#">2108838-1</a>		2400 - 2500	Wi-Fi band, Bluetooth, ZigBee	Surface mount	Refer to data sheet	Refer to data sheet	3.2	1.6	1.2	<ul style="list-style-type: none"> <li>On board Ceramic Chip</li> <li>Helical</li> <li>Packaging: T&amp;R packaged</li> </ul>
<a href="#">2246667-1/-2</a>		2400 - 2483.5 5150 - 5875	Wi-Fi dual band, Bluetooth, Zigbee	Chassis mount	<3.5:1	Refer to data sheet	144	34	6.1	<ul style="list-style-type: none"> <li>Embedded PCB assembly</li> <li>MIMO 2X2 dual band</li> <li>Cable length can be customized</li> <li>Mating connector types: MHF, MHF4L</li> </ul>
<a href="#">2108802-1</a>		"2400 - 2483.5 5150 - 5875"	Wi-Fi dual band, Bluetooth, Zigbee	Chassis mount	<3.5:1	Refer to data sheet	150	34	7.1	<ul style="list-style-type: none"> <li>Embedded PCB assembly</li> <li>MIMO 3x3 dual band</li> <li>Cable length can be customized</li> <li>Mating connector types: MHF, MHF4L</li> </ul>
<a href="#">2108994-1</a>		698 - 960 1710 - 2170 2300 - 2700	4G, 3G, 2G, NB-IoT, Cat-M, Wi-Fi	Surface mount	<3.0:1	2.3	40	10	3.2	<ul style="list-style-type: none"> <li>On board PCB</li> </ul>
<a href="#">2118899-1/-2/-3/-4</a>		2400 - 2485 5150 - 5875	Wi-Fi dual band, Bluetooth, Zigbee	Chassis mount	<2.0:1	1.5	54.5	54.5	3.8	<ul style="list-style-type: none"> <li>Embedded metal stamping assembly</li> <li>Cable lengths: 278, 480 mm</li> <li>Mating connector types: MHF, MHF4L</li> </ul>
<a href="#">2344654-1/-2/-3/-4/-5/-6/-7/-8</a>		2400 - 2500 5150 - 5875	Wi-Fi dual band, Bluetooth, Zigbee	Adhesive mount	<2.0:1	Refer to data sheet	30	9.5	1	<ul style="list-style-type: none"> <li>Embedded PCB</li> <li>Cable lengths: 50, 100, 150, 200 mm or custom</li> <li>Mating connector types: MHF, MHF4</li> </ul>
<a href="#">2344655-1/-2/-3/-4/-5/-6/-7/-8</a>		2400 - 2500 5150 - 5875 5925 - 7125	Wi-Fi triple band, Wi-Fi 6E, Bluetooth, Zigbee	Adhesive mount	<3.0:1	Refer to data sheet	33	8	1	<ul style="list-style-type: none"> <li>Embedded PCB</li> <li>Cable lengths: 50, 100, 150, 200 mm or custom</li> <li>Mating connector types: MHF, MHF4</li> </ul>
<a href="#">2344656-1/-2/-3/-4/-5/-6/-7/-8</a>		2400 - 2500 5150 - 5875	Wi-Fi dual band, Bluetooth, Zigbee	Adhesive mount	<3.0:1	Refer to data sheet	30	9.5	0.2	<ul style="list-style-type: none"> <li>Embedded FPC</li> <li>Cable lengths: 50, 100, 150, 200 mm or custom</li> <li>Mating connector types: MHF, MHF4</li> </ul>
<a href="#">2344657-1/-2/-3/-4/-5/-6/-7/-8</a>		2400 - 2500 5150 - 5875 5925 - 7125	Wi-Fi triple band, Wi-Fi 6E, Bluetooth, Zig	Adhesive mount	<3.0:1	Refer to data sheet	35	8	0.2	<ul style="list-style-type: none"> <li>Embedded FPC</li> <li>Cable lengths: 50, 100, 150, 200 mm or custom</li> <li>Mating connector types: MHF, MHF4</li> </ul>
<a href="#">2118898-1/-2</a>		902 - 928 2400 - 2483.5	ISM, Wi-Fi, Bluetooth, Zigbee	Adhesive mount	<3.0:1	2.3	140	20	0.25	<ul style="list-style-type: none"> <li>Flexible Embedded FPC</li> <li>Cable lengths: 185, 255 mm or custom</li> <li>Mating connector type: MMCX</li> </ul>

# Wi-Fi, Bluetooth, Zigbee (continued)

TE Part Number	Product Image	Frequency Band (MHz)	Wireless Application	Mounting Type	VSWR	Peak Gain (dBi)	Product Length (mm)	Product Width (mm)	Product Height (mm)	Remarks
<a href="#">2108790-1/-2</a>		2400 - 2483.5	Wi-Fi band, Bluetooth, Zigbee	Surface mount	<2.0:1	2.0	18.03	3.76	1.57	<ul style="list-style-type: none"> <li>On board PCB</li> </ul>
<a href="#">2108789-1/-2</a>		2400 - 2483.5	Wi-Fi band, Bluetooth, Zigbee	Surface mount	<2.0:1	1.0	8.45	6.4	0.79	<ul style="list-style-type: none"> <li>On board PCB</li> <li>Packaging                             <ul style="list-style-type: none"> <li>-1: Bulk packaged</li> <li>-2: T&amp;R packaged</li> </ul> </li> </ul>
<a href="#">2118879-1/-2/-4</a>		698-960 1710-2170 2300-2700	4G, 3G, 2G, NB-IoT, Cat-M, GNSS, Wi-Fi, LoRa, Sigfox	Adhesive mount	Refer to data sheet	Refer to data sheet	110	14	1.6	<ul style="list-style-type: none"> <li>Combination antenna</li> <li>Embedded PCB</li> <li>Cable length can be customized</li> <li>Mating connector type: SMA</li> </ul>
<a href="#">2108783-1/-2</a>		617 - 3800	5G, 4G, 3G, 2G, NB-IoT, Cat-M, GNSS Wi-Fi, LoRa, Sigfox	Surface mount	Refer to data sheet	Refer to data sheet	38	7.5	3.2	<ul style="list-style-type: none"> <li>Combination antenna</li> <li>On board PCB</li> <li>Small form factor</li> <li>Packaging                             <ul style="list-style-type: none"> <li>-1: Bulk packaged</li> <li>-2: T&amp;R packaged</li> </ul> </li> </ul>
<a href="#">2108784-1/-2</a>		698 - 6000	5G, 4G, 3G, 2G, NB-IoT, Cat-M, GNSS Wi-Fi, LoRa, Sigfox	Surface mount	Refer to data sheet	Refer to data sheet	38	7.5	3.2	<ul style="list-style-type: none"> <li>Combination antenna</li> <li>On board PCB</li> <li>Small form factor</li> <li>Packaging                             <ul style="list-style-type: none"> <li>-1: Bulk packaged</li> <li>-2: T&amp;R packaged</li> </ul> </li> </ul>
<a href="#">2195728-1</a>		698 - 2700	5G, 4G, 3G, 2G, NB-IoT, Cat-M, GNSS Wi-Fi, LoRa, Sigfox	Tab mount (Through-hole)	<3.0:1	Refer to data sheet	55	1.6	20	<ul style="list-style-type: none"> <li>Combination antenna</li> <li>On board PCB</li> </ul>
<a href="#">2108937-1/-2/-3/-4</a>		1559 - 1610 2400 - 2500 5150 - 7125	GNSS, Wi-Fi 6E	Adhesive mount	<2.0:1	3.0	50	15	0.15	<ul style="list-style-type: none"> <li>Embedded FPC</li> <li>Cable lengths: 50, 100, 150, 200mm, or custom</li> <li>Combo (GNSS &amp; Wi-Fi)</li> <li>Mating connector type: MHF</li> </ul>
<a href="#">2108964-1</a>		2400 - 2500 4900 - 5875	Wi-Fi dual band, Bluetooth, Zigbee	Surface mount	<2.0:1	Refer to data sheet	10	2.2	2.5	<ul style="list-style-type: none"> <li>On board metal stamping</li> <li>Single or dual band use</li> </ul>
<a href="#">2108517-2</a>		2400 - 2500 4900 - 5875	Wi-Fi dual band, Bluetooth, Zigbee	Surface mount	<2.5:1	3.0	22.75	2.4	4.8	<ul style="list-style-type: none"> <li>On board metal stamping</li> </ul>
<a href="#">2118316-1</a>		4900 - 5875	Wi-Fi	Surface mount	<2.5:1	4.9	10.9982	4.25	4.9	<ul style="list-style-type: none"> <li>On board metal stamping with standoff</li> <li>No ground keep out zone required</li> </ul>
<a href="#">2118326-1</a>		4900 - 5875	Wi-Fi	Adhesive mount	<2.5:1	2.4	15.0114	10	1	<ul style="list-style-type: none"> <li>Embedded PCB</li> <li>Cable lengths: 120 mm or custom</li> <li>Mating connector type: MHF</li> </ul>
<a href="#">1513472-1/-5/-7/-8</a>		2400 - 2483.5 5150 - 5875	Wi-Fi dual band Bluetooth, Zigbee	Chassis mount	<3.0:1	3.0	29	13	10	<ul style="list-style-type: none"> <li>Embedded</li> <li>Acoustic version available</li> <li>Cable lengths: 80 - 830 mm or custom</li> <li>Mating connector types: MHF, MHF4L</li> </ul>
<a href="#">1513430-1/-2</a>		2400 - 2483.5	Wi-Fi, Bluetooth, Zigbee	Surface mount	<2.0:1	2.0	12.85	3.76	0.79	<ul style="list-style-type: none"> <li>On board PCB</li> <li>Diversity antennas for WLAN 2.4 to be used together</li> <li>Mirrored patterns for pattern and spatial diversity</li> <li>Left and right side feed points:                             <ul style="list-style-type: none"> <li>1513430-1 = right hand feed</li> <li>1513431-1 = left hand feed</li> </ul> </li> <li>Packaging: -1 T&amp;R / -2 Bulk</li> </ul>
<a href="#">1513431-1/-2</a>										
<a href="#">1513168-1</a>		902 - 928	ISM, ZigBee	Tab mount (Through-hole)	<2.0:1	0	38.1	15.24	1.57	<ul style="list-style-type: none"> <li>On board PCB</li> </ul>
<a href="#">2118310-1</a>		698 - 960 1710 - 2700	4G, 3G, 2G, NB-IoT, Cat-M, Wi-Fi	Tab mount (Through-hole)	<3.0:1	3.5	74	10.56	1.57	<ul style="list-style-type: none"> <li>On board PCB</li> </ul>
<a href="#">2118059-1/-4</a>		2300 - 3800	Wi-Fi, Bluetooth, Zigbee	Adhesive mount	<3.0:1	4.0	30.607	36.85	0.304	<ul style="list-style-type: none"> <li>Embedded flexible PCB</li> <li>Cable lengths: 350 mm or custom</li> <li>Mating connector type: MHF</li> </ul>





## Wi-Fi, Bluetooth, Zigbee (continued)

TE Part Number	Product Image	Frequency Band (MHz)	Wireless Application	Mounting Type	VSWR	Peak Gain (dBi)	Product Length (mm)	Product Width (mm)	Product Height (mm)	Remarks
<a href="#">2118060-1/-3</a>		2300 - 3800 5150 - 5875	Wi-Fi dual band, Bluetooth, Zigbee	Adhesive mount	<3.0:1	2.0	29.591	41.24	0.304	<ul style="list-style-type: none"> <li>Embedded flexible PCB</li> <li>Cable lengths: 60, 80, 350 mm or custom</li> <li>Mating connector type: MHF</li> </ul>
<a href="#">1513353-1</a>		2400 - 2483.5	Wi-Fi, Bluetooth, Zigbee	Tab mount (Through-hole)	<2.0:1	2.0	12.7	12.7	0.78	<ul style="list-style-type: none"> <li>On board PCB</li> </ul>
<a href="#">1513504-1</a>		2400 - 2483.5	Wi-Fi, Bluetooth, Zigbee	Surface mount	<2.5:1	2.0	16 dia.	16 dia.	6.05	<ul style="list-style-type: none"> <li>On board puck</li> <li>Isotropic radiation pattern</li> <li>No ground keep out zone required</li> </ul>
<a href="#">2118309-1/-2/-3/-4/-5/-6/-8</a>		2400 - 2483.5 4900 - 5875	Wi-Fi dual band, Bluetooth, Zigbee	Adhesive mount	<2.0:1	3.7	40.1625	8	1	<ul style="list-style-type: none"> <li>Embedded PCB</li> <li>Cable lengths: 120 mm - 375 mm or custom</li> <li>Mating connector types: MHF, MHF4</li> </ul>
<a href="#">1513164-1</a>		2400 - 2483.5 5150 - 5875	Wi-Fi dual band, Bluetooth, Zigbee	Surface mount	<2.5:1	4.0	16 dia.	16 dia.	6.05	<ul style="list-style-type: none"> <li>On board puck</li> <li>Isotropic radiation pattern</li> <li>No ground keep out zone required</li> </ul>
<a href="#">2118016-1/-2</a>		2400 - 2483.5 5150 - 5875	Wi-Fi dual band, Bluetooth, Zigbee	Surface mount	<3.0:1	2.0	18.9	6.2	0.79	<ul style="list-style-type: none"> <li>On board PCB</li> <li>Packaging                             <ul style="list-style-type: none"> <li>-1: Bulk packaged</li> <li>-2: T&amp;R packaged</li> </ul> </li> </ul>
<a href="#">2195899-1</a>		2400 - 2500	Wi-Fi IoT	Terminal mount	<2.0:1	5.0	196	13	-	<ul style="list-style-type: none"> <li>Terminal dipole</li> <li>Mating connector type: RP-SMA"</li> </ul>
<a href="#">2108923-1/-2/-3/-4</a>		2400 - 2500 5150 - 7125	Wi-F 6E	Terminal mount	<2.0:1	2.0	108	10	-	<ul style="list-style-type: none"> <li>Terminal dipole</li> <li>-1/ -3 = black, -2/ -4 = white</li> <li>Mating connector type: -1/ -2 = SMA, -3/ -4 = RP-SMA</li> </ul>









# ISM, LPWAN

TE Part Number	Product Image	Frequency Band (MHz)	Wireless Application	Mounting Type	VSWR	Peak Gain (dBi)	Product Length (mm)	Product Width (mm)	Product Height (mm)	Remarks
<a href="#">2195835-1/-2/-3/-4/-5/-6/-7/-8</a>		868 / 915	ISM	Adhesive mount	Refer to data sheet	Refer to data sheet	38	9	0.2	<ul style="list-style-type: none"> <li>Embedded FPC</li> <li>Cable length can be customized</li> <li>Mating connector types: MHF, MHF4/L (SMA available on request)</li> </ul>
<a href="#">2195849-1/-2/-3/-4/-5/-6/-7/-8</a>		868 / 915	ISM	Adhesive mount	Refer to data sheet	Refer to data sheet	38	9	0.2	<ul style="list-style-type: none"> <li>Embedded FPC</li> <li>Cable length can be customized</li> <li>Mating connector types: MHF, MHF4/L (SMA available on request)</li> </ul>
<a href="#">1513156-1/-2</a>		915	ISM	Surface mount	<2.5:1	1.0	38.1	6.6	1.57	<ul style="list-style-type: none"> <li>On board PCB</li> <li>Packaging                             <ul style="list-style-type: none"> <li>-1: T&amp;R packaged</li> <li>-2: Bulk packaged</li> </ul> </li> </ul>
<a href="#">1513168-1</a>		915	ISM	Tab mount (Through-hole)	<2.0:1	0	38.1	15.24	1.57	<ul style="list-style-type: none"> <li>On board PCB</li> </ul>
<a href="#">2118898-1/-2</a>		902 - 928 2400 - 2483.5	ISM, Wi-Fi, Bluetooth, ZigBee	Adhesive mount	<3.0:1	2.3	140	20	0.25	<ul style="list-style-type: none"> <li>Embedded flexible PCB</li> <li>Cable lengths: 185, 255 mm, or custom</li> <li>Mating connector type: MMCX</li> </ul>
<a href="#">2108793-1/-2</a>		824 - 960 2400 - 2500	ISM, Wi-Fi, Bluetooth, ZigBee	Adhesive mount	Refer to data sheet	Refer to data sheet	140	20	0.17	<ul style="list-style-type: none"> <li>Embedded FPC</li> <li>Cable lengths: 185, 255 mm, or custom</li> <li>Mating connector type: MMCX</li> </ul>
<a href="#">2108991-1</a>		698 - 960	IoT, LPWAN, ISM	Surface Mount	<2.0:1	Refer to data sheet	18	9	1.57	<ul style="list-style-type: none"> <li>On board PCB</li> <li>Packaging                             <ul style="list-style-type: none"> <li>-1: T&amp;R packaged</li> <li>-2: Bulk packaged</li> </ul> </li> </ul>
<a href="#">1513317-1</a>		824 - 960 1710 - 2170	3G, 2G, ISM, NB-IoT, Cat-M	Tab mount (Through-hole)	<2.5:1	2.0	49.9	20.27	1.58	<ul style="list-style-type: none"> <li>On board PCB</li> </ul>
<a href="#">2108788-1</a>		824 - 960 1710 - 1990	3G, 2G, ISM	Surface mount	<3.0:1	1.0	37.59	11.94	1.57	<ul style="list-style-type: none"> <li>On board PCB</li> <li>Packaging                             <ul style="list-style-type: none"> <li>-1: Bulk packaged</li> <li>-2: T&amp;R packaged</li> </ul> </li> </ul>
<a href="#">1513273-1</a>		824 - 960 1710 - 1990	3G, 2G, ISM	Tab mount (Through-hole)	<3.0:1	2.0	37.59	15.11	1.57	<ul style="list-style-type: none"> <li>On board PCB</li> </ul>
<a href="#">1513247-1</a>		824 - 894 1850 - 1990	3G, 2G, ISM	Tab mount (Through-hole)	<3.0:1	Refer to data sheet	38.1	15.24	1.63	<ul style="list-style-type: none"> <li>On board PCB</li> </ul>
<a href="#">1513169-1</a>		824 - 894	2G, ISM	Tab mount (Through-hole)	<2.5:1	2.0	38.1	15.24	1.57	<ul style="list-style-type: none"> <li>On board PCB</li> </ul>
<a href="#">2195892-1</a>		423-433	ISM	Terminal mount	Refer to data sheet	Refer to data sheet	47	7.8		<ul style="list-style-type: none"> <li>Terminal monopole</li> <li>Mating connector type: SMA</li> </ul>
<a href="#">2195890-1</a>		698 - 960 1710 - 2700	4G, 3G, 2G, Lora, Sigfox, BT/Wi-Fi, ZigBee	Terminal mount	Refer to data sheet	Refer to data sheet	115	10		<ul style="list-style-type: none"> <li>Terminal monopole</li> <li>Mating connector type: SMA</li> </ul>

## ISM, LPWAN (Continued)





















































TE Part Number	Product Image	Frequency Band (MHz)	Wireless Application	Mounting Type	VSWR	Peak Gain (dBi)	Product Length (mm)	Product Width (mm)	Product Height (mm)	Remarks
UWB										
<a href="#">2108965-1/-2/-3/-4/-5/-6/-7/-8</a>		6 - 8.5 GHz	UWB	Adhesive mount	Refer to data sheet	Refer to data sheet	15.6	18.6	0.15	<ul style="list-style-type: none"> <li>• Omnidirectional coverage</li> <li>• Cabled FPC antenna</li> <li>• Cable lengths: 50, 100, 150, 200mm, or custom</li> <li>• Mating connector type: MHF, MHF4/L (other available on request)</li> </ul>
<a href="#">2108971-1/-2/-3/-4/-5/-6/-7/-8</a>		3 - 8.5 GHz	UWB	Adhesive mount	Refer to data sheet	Refer to data sheet	24.1	35.1	0.15	<ul style="list-style-type: none"> <li>• Omnidirectional coverage</li> <li>• Cabled FPC antenna</li> <li>• Cable lengths: 50, 100, 150, 200mm, or custom</li> <li>• Mating connector type: MHF, MHF4/L (other available on request)</li> </ul>
<a href="#">2108851-1</a>		5.9 - 8.3 GHz	UWB	Surface mount	Refer to data sheet	Refer to data sheet	4	2	1.2	<ul style="list-style-type: none"> <li>• On board Ceramic Chip</li> <li>• Packaging: T&amp;R packaged</li> </ul>
mm Wave										
<a href="#">2108728-1</a>		24 - 44	5G mm Wave	Screw mount	Refer to data sheet	Refer to data sheet	35	35	64	<ul style="list-style-type: none"> <li>• Mating components</li> <li>1) Cable assembly: 1-2016661-0 (2.4 mm male straight double end)</li> <li>2) Adapter: 2081552-1 (2.4 mm plug to 1.85 mm jack)</li> </ul>

## External

TE Part Number	Product Image	Frequency Band (MHz)	Wireless Application	Mounting Type	VSWR	Peak Gain (dBi)	Product Length (mm)	Product Width (mm)	Product Height (mm)	Remarks
<a href="#">2195889-1/-2</a>		617 - 960 1427 - 1661 1710 - 2700 3300 - 4200 4400 - 5000 5150 - 5925	5G, 4G, 3G, 2G, NB-IoT, Cat-M, GNSS world band	Terminal mount	Refer to data sheet	Refer to data sheet	135.8	19.91	-	<ul style="list-style-type: none"> <li>Terminal dipole</li> <li>-1 = black, -2 = white</li> <li>Mating connector type: SMA</li> </ul>
<a href="#">2195892-1</a>		423 - 433	ISM	Terminal mount	Refer to data sheet	Refer to data sheet	47	7.8	-	<ul style="list-style-type: none"> <li>Terminal monopole</li> <li>Mating connector type: SMA</li> </ul>
<a href="#">2195890-1</a>		698 - 960 1710 - 2700	4G, 3G, 2G, Lora, Sigfox, BT/Wi-Fi, ZigBee	Terminal mount	Refer to data sheet	Refer to data sheet	115	10	-	<ul style="list-style-type: none"> <li>Terminal monopole</li> <li>Mating connector type: SMA</li> </ul>
<a href="#">2108940-1</a>		700 - 2700	4G, 3G, 2G	Terminal mount	<2.5:1	2.5	157	17.7	-	<ul style="list-style-type: none"> <li>Terminal dipole</li> <li>Mating connector type: SMA"</li> </ul>
<a href="#">2108923-1/-2/-3/-4</a>		2400 - 2500 5150 - 5875 5925 - 7125	Wi-Fi 6E	Terminal mount	Refer to data sheet	Refer to data sheet	135.8	19.91	-	<ul style="list-style-type: none"> <li>Terminal dipole</li> <li>-1 = black + SMA</li> <li>-2 = white + SMA</li> <li>-3 = black + RP-SMA</li> <li>-4 = white + RP-SMA</li> </ul>
<a href="#">2195899-1</a>		2400 - 2500	Wi-Fi IoT	Terminal mount	<2.0:1	5.0	196	13	-	<ul style="list-style-type: none"> <li>Terminal dipole</li> <li>Mating connector type: RP-SMA"</li> </ul>
<a href="#">2108936-1/-2</a>		"2400 - 2500 5150 - 5875 "	Wi-Fi IoT	Terminal mount	<2.0:1	2.0	109	10	-	<ul style="list-style-type: none"> <li>Terminal dipole</li> <li>Mating connector type: -1 = SMA -2 = RP-SMA</li> </ul>
<a href="#">2195891-1</a>		1559 - 1610	GNSS	External	Refer to data sheet	Refer to data sheet	55	38	17	<ul style="list-style-type: none"> <li>External patch in plastic housing</li> <li>Cable lengths: 3000 mm or custom</li> <li>Active</li> <li>Mating connector type: SMA</li> </ul>











# Mating Components

Antennas		Mating components											
PN	Image	MHF  2337019-1	MHF4L  2334884-1	MMCX RA  1-1634010-Q	MMCX  1-1634009-Q	SMA RA  5-1814400-2	SMA  5-1814832-2	RP-SMA  2016504-1	Cable Assembly  1-2016661-0	2.4mm Adapter  2081552-1	SMA to MHF cable Assemblies  203244Q-1/-4	SMA to MHF cable Assemblies  x-2016682-x	SMA to MHF cable Assemblies  2016694-2
2108921		 (-1, -2, -3, -4)	 (-5, -6, -7, -8)										
2108948		 (-1, -2, -3, -4)	 (-5, -6, -7, -8)										
2195846		 (-1, -2, -3, -4)	 (-5, -6, -7, -8)										
2118898				 (-1, -2)	 (-1, -2)								
2108793				 (-1, -2)	 (-1, -2)								
2361492		 (-1, -2)	 (-3, -4)										
2372105		 (-1, -2)	 (-3, -4)										
2367286		 (-1, -2)	 (-3, -4)										
2372112		 (-1, -2)	 (-3, -4)										
2118308		 (-1, -3, -4, -5, -8)	 (-2)										
1513381		 (-1)	 (-3)										
2108728-1								 (-1)	 (-1)				
2118899		 (-1, -2)	 (-3, -4)										
2344654		 (-1, -2, -3, -4)	 (-5, -6, -7, -8)										
2344655		 (-1, -2, -3, -4)	 (-5, -6, -7, -8)										
2344656		 (-1, -2, -3, -4)	 (-5, -6, -7, -8)										
2344657		 (-1, -2, -3, -4)	 (-5, -6, -7, -8)										
2108792		 (-1, -2, -3, -4, -5)	 (-6, -7, -8, -9)										
2108857		 (-1, -2, -3, -4)	 (-5, -6, -7, -8)										
2108858		 (-1, -2, -3, -4)	 (-5, -6, -7, -8)										







# Mating Components (continued)

Antennas	Mating components															
	PN	Image	MHF	MHF4L	MMCX RA	MMCX	SMA RA	SMA	RP-SMA	Cable Assembly	2.4mm Adapter	SMA to MHF cable Assemblies	SMA to MHF cable Assemblies	SMA to MHF4 cable assemblies	RPSMA to MHF cable Assemblies	RPSMA to MHF4 cable Assemblies
			<a href="#">2337019-1</a>	<a href="#">2334884-1</a>	<a href="#">1-1634010-0</a>	<a href="#">1-1634009-0</a>	<a href="#">5-1814400-2</a>	<a href="#">5-1814832-2</a>	<a href="#">2016504-1</a>	<a href="#">1-2016661-0</a>	<a href="#">2081552-1</a>	<a href="#">2032440-1/-4</a>	<a href="#">2016682-2/-4</a> <a href="#">2404600-3</a>	<a href="#">2016694-2/-4</a> <a href="#">2410331-2/-4</a>	<a href="#">2016693-2/-4</a>	<a href="#">2016695-2/-4</a>
2195760		● (-1)														
2118326		● (-1)														
1513472		● (-1, -5, -7, -8)														
2118059		● (-1)														
2118060		● (-1, -3)														
2118309		● (-1, -2, -3, -8)	● (-4, -5, -6)													
2118879						● (-1, -2, -4)	● (-1, -2, -4)									
2246667		● (-1)	● (-2)													
2108852		● (-1)														
2108853		● (-1)														
2108854		● (-1)														
2108855		● (-1)														
2108912		● (-1)														
2195889						● (-1, -2)	● (-1, -2)					● (-1, -2)	● (-1, -2)	● (-1, -2)		
2108923						● (-1, -2)	● (-1, -2)	● (-3, -4)				● (-1, -2)	● (-1, -2)	● (-1, -2)	● (-3, -4)	● (-3, -4)
2195892						● (-1)	● (-1)					● (-1)	● (-1)	● (-1)		
2195890						● (-1)	● (-1)					● (-1)	● (-1)	● (-1)		
2108940-1						● (-1)	● (-1)					● (-1)	● (-1)	● (-1)		
2195899-1								● (-1)							● (-1)	● (-1)
2108936-1						● (-1)	● (-1)	● (-1)				● (-1)	● (-1)	● (-1)	● (-2)	● (-2)
2195891						● (-1)	● (-1)					● (-1)	● (-1)	● (-1)		

## Mating RF Connectors

TE Part Number	Product Image	Product Description	Frequency Band (GHz)	Mounting Type	VSWR	Product Length (mm)	Product Width (mm)	Product Height (mm)
<a href="#">2337019-1</a>		UMCC Gen 1 surface-mount receptacle (MHF type)	0 - 9	Surface mount	1.30	3.1	3	1.25
<a href="#">2334884-1</a>		UMCC Gen 4 surface-mount receptacle (MHF4 type)	0 - 9	Surface mount	1.40	2	2	0.6
<a href="#">5-1814400-2</a>		SMA jack, right-angle, PCB-mount	0 - 6	Tab mount (Through-hole)	N/A	14.2	6.3	10.43
<a href="#">5-1814832-2</a>		SMA jack, vertical, PCB-mount	0 - 6	Tab mount (Through-hole)	1.30	6.4	6.4	9.5
<a href="#">2016504-1</a>		RP-SMA jack, right-angle, PCB-mount	0 - 6	Tab mount (Through-hole)	N/A	14.2	6.3	10.43
<a href="#">1-1634010-0</a>		MMCX jack, right-angle, PCB-mount	0 - 6	Tab mount (Through-hole)	1.35	6.5	3.5	3.8
<a href="#">1-1634009-0</a>		MMCX jack, vertical, PCB-mount	0 - 6	Tab mount (Through-hole)	N/A	3.5	3.5	6.5
<a href="#">2081552-1</a>		Adapter 2.4 mm plug to 1.85 mm jack	0 - 50	N/A	1.20	19.13	8	8











# Mating RF Cable Assemblies

Product Type	TE Part Number	Product Image	Product Description	Frequency Band (GHz)	Connector A Type	Connector B Type	Cable Diameter (mm)	Cable length (mm)	Cable Color (mm)	
Pigtail-UMCC cable assembly	<a href="#">2411050-2</a>		RF CA, UMCC GEN1, 1.37MM, L100MM PIGTAIL	9	UMCC-GEN1	N/A	1.37	100	Black	
	<a href="#">2411050-4</a>		RF CA, UMCC GEN1, 1.37MM, L200MM PIGTAIL	9	UMCC-GEN1	N/A	1.37	200	Black	
	<a href="#">2411062-2</a>		RF CA, UMCC GEN1, 1.13MM, L100MM PIGTAIL	9	UMCC-GEN1	N/A	1.13	100	Black	
	<a href="#">2411062-4</a>		RF CA, UMCC GEN1, 1.13MM, L200MM PIGTAIL	9	UMCC-GEN1	N/A	1.13	200	Black	
	<a href="#">2411069-2</a>		RF CA, UMCC GEN4, 1.13MM, L100MM PIGTAIL	9	UMCC-GEN4	N/A	1.13	100	Black	
	<a href="#">2411069-4</a>		RF CA, UMCC GEN4, 1.13MM, L200MM PIGTAIL	9	UMCC-GEN4	N/A	1.13	200	Black	
	<a href="#">2148999-2</a>		RF CA, UMCC GEN1, 1.13MM, L100MM STRIPPED	9	UMCC-GEN1	N/A	1.13	100	Black	
	<a href="#">2148999-4</a>		RF CA, UMCC GEN1, 1.13MM, L200MM STRIPPED	9	UMCC-GEN1	N/A	1.13	200	Black	
Jumper cable assembly-UMCC with UMCC	<a href="#">2410329-2</a>		RF CA,UMCC GEN1-GEN1,1.37MM CABLE ,L100MM	9	UMCC-GEN1	UMCC-GEN1	1.37	100	Black	
	<a href="#">2410329-4</a>		RF CA,UMCC GEN1-GEN1,1.37MM CABLE,L200MM	9	UMCC-GEN1	UMCC-GEN1	1.37	200	Black	
	<a href="#">2118651-2</a>		RF CA,UMCC GEN1-GEN1, 1.13MM CABLE,L30MM	9	UMCC-GEN1	UMCC-GEN1	1.13	30	Black	
	<a href="#">1-2118651-0</a>		RF CA,UMCC GEN1-GEN1, 1.13MM CABLE,L60MM	9	UMCC-GEN1	UMCC-GEN1	1.13	60	Black	
	<a href="#">2118651-6</a>		RF CA,UMCC GEN1-GEN1, 1.13MM,L90MM, GREY	9	UMCC-GEN1	UMCC-GEN1	1.13	90	Grey	
	<a href="#">2118651-1</a>		RF CA,UMCC GEN1-GEN1, 1.13MM CABLE,L140MM	9	UMCC-GEN1	UMCC-GEN1	1.13	140	Black	
	<a href="#">2118651-8</a>		RF CA,UMCC GEN1-GEN1, 1.13MM CABLE,L200MM	9	UMCC-GEN1	UMCC-GEN1	1.13	200	Black	
	<a href="#">1-2118651-1</a>		RF CA,UMCC GEN1-GEN1, 1.13MM CABLE,L509MM	9	UMCC-GEN1	UMCC-GEN1	1.13	509	Black	
	<a href="#">2015699-1</a>			RF CA,UMCC GEN1-GEN1, 0.81MM CABLE, L100MM	9	UMCC-GEN1	UMCC-GEN1	0.81	100	Black
	<a href="#">2015698-2</a>			RF CA, UMCC GEN2-GEN2,0.81MM CABLE,L100M	9	UMCC-GEN2	UMCC-GEN2	0.81	100	Black

## Mating RF Cable Assemblies

Product Type	TE Part Number	Product Image	Product Description	Frequency Band (GHz)	Connector A Type	Connector B Type	Cable Diameter (mm)	Cable length (mm)	Cable Color (mm)
Jumper cable assembly-UMCC with UMCC	<a href="#">2015698-3</a>		RF CA, UMCC GEN2-GEN2,0.81MM CABLE,L200MM	9	UMCC-GEN2	UMCC-GEN2	0.81	200	Black
	<a href="#">2016677-3</a>		RF CA,UMCC GEN2-GEN4,0.81,L50,BLACK	9	UMCC-GEN2	UMCC-GEN4	0.81	50	Black
	<a href="#">2016677-4</a>		RF CA,UMCC GEN2-GEN4,0.81,L80,BLACK	9	UMCC-GEN2	UMCC-GEN4	0.81	80	Black
	<a href="#">1-2016698-0</a>		UMCC CA, GEN4-GEN4,1.13,L45MM,BK	9	UMCC-GEN4	UMCC-GEN4	1.13	45	Black
	<a href="#">1-2016698-1</a>		UMCC CA, GEN4-GEN4,1.13,L55MM,BK	9	UMCC-GEN4	UMCC-GEN4	1.13	55	Black
	<a href="#">1-2016698-2</a>		UMCC CA, GEN4-GEN4,1.13,L100MM,BK	9	UMCC-GEN4	UMCC-GEN4	1.13	100	Black
	<a href="#">1-2016698-3</a>		UMCC CA, GEN4-GEN4,1.13,L150MM,BK	9	UMCC-GEN4	UMCC-GEN4	1.13	150	Black
	<a href="#">1-2016698-6</a>		UMCC CA, GEN4-GEN4,1.13,L200MM,BK	9	UMCC-GEN4	UMCC-GEN4	1.13	200	Black
	<a href="#">1-2016698-4</a>		UMCC CA, GEN4-GEN4,1.13,L250MM,BK	9	UMCC-GEN4	UMCC-GEN4	1.13	250	Black
	<a href="#">1-2016698-5</a>		UMCC CA, GEN4-GEN4,1.13,L45MM,BK	9	UMCC-GEN4	UMCC-GEN4	1.13	460	Black

# Mating RF Cable Assemblies

Product Type	TE Part Number	Product Image	Product Description	Frequency Band (GHz)	Connector A Type	Connector B Type	Cable Diameter (mm)	Cable length (mm)	Cable Color (mm)
Jumper cable assembly-UMCC with RF connectors	<a href="#">2016692-2</a>		RF CA,TNC BULKHEAD TO UMCC I,L100MM	6	UMCC-GEN1	TNC	1.37	100	Black
	<a href="#">2016691-2</a>		RF CA,1.0-2.3 BULKHEAD TO UMCC I,L100MM	6	UMCC-GEN1	Din 1.0-2.3	1.37	100	Black
	<a href="#">2032439-1</a>		RF CA, UMCC1 TO SMA PLUG,1.37MM,L200MM	9	UMCC-GEN1	SMA-PLUG	1.37	200	Black
	<a href="#">2032440-1</a>		C/A, UMCC TO SMA BHD JACK, 1.37MM L200MM	9	UMCC-GEN1	SMA-JACK	1.37	200	Black
	<a href="#">2016682-2</a>		RF CA, UMCC1 TO SMA JACK,1.13MM,L100MM	9	UMCC-GEN1	SMA-JACK	1.13	100	Black
	<a href="#">2016682-4</a>		RF CA, UMCC1 TO SMA JACK,1.13MM,L200MM	9	UMCC-GEN1	SMA-JACK	1.13	200	Black
	<a href="#">2016694-2</a>		RF CA, UMCC4 TO SMA JACK,1.13MM,L100MM	9	UMCC-GEN4	SMA-JACK	1.13	100	Black
	<a href="#">2016694-4</a>		RF CA, UMCC4 TO SMA JACK,1.13MM,L200MM	9	UMCC-GEN4	SMA-JACK	1.13	200	Black
	<a href="#">2404600-3</a>		RF CA,UMCC1 TO SMA JACK-WP,1.13MM, L150MM	9	UMCC-GEN1	SMA-JACK-WP	1.13	150	Black
	<a href="#">2410331-2</a>		CA,UMCC4 TO SMA JACK WP,0.81MM, L100MM	9	UMCC-GEN4	SMA-JACK-WP	0.81	100	Black
	<a href="#">2410331-4</a>		CA,UMCC4 TO SMA JACK WP,0.81MM, L200MM	9	UMCC-GEN4	SMA-JACK-WP	0.81	200	Black
	<a href="#">2016693-2</a>		RF CA,UMCC1 TO RPSMA JACK,1.13MM, L100MM	9	UMCC-GEN1	RPSMA-JACK	1.13	100	Black
	<a href="#">2016693-4</a>		RF CA,UMCC1 TO RPSMA JACK,1.13MM, L200MM	9	UMCC-GEN1	RPSMA-JACK	1.13	200	Black
	<a href="#">2016695-2</a>		RF CA,UMCC4 TO RPSMA JACK,1.13MM, L100MM	9	UMCC-GEN4	RPSMA-JACK	1.13	100	Black
	<a href="#">2016695-4</a>		RF CA,UMCC4 TO RPSMA JACK,1.13MM, L200MM	9	UMCC-GEN4	PRPSMA-JACK	1.13	200	Black

---


# ASSOCIATED PRODUCTS

## Micro Coax Connectors

TE's micro-coaxial connector can offer excellent electrical performance to connect a RF cable assembly or antenna to a main printed circuit board in very broad range of applications.

Our micro-coaxial connectors can be drop-in replacements for existing RF receptacles in the market so customers may not need to change their PCB layout. Micro-coaxial receptacles can be supplied with competitive price and fast delivery.

With these standard RF receptacles and connectors, existing antenna and RF cable assembly portfolio, TE can provide a complete RF solution.



## Micro Coax Assemblies


TE's micro-coaxial cable assemblies pair with our micro-coaxial receptacles and antennas to offer an end-to-end RF solution that is competitively priced. These products can provide excellent electrical performance to make a reliable RF or wireless connection to a main printed circuit board in a very broad range of applications, including consumer electronics, wearables, infotainment, medical systems, smart home appliances. TE's global footprint, engineering and manufacturing expertise can enable fast delivery of samples and mass production product.

The cable assemblies can address industry standards and can be mated with micro-coaxial receptacles from other suppliers.



## Board-Level Shielding (BLS)

As complexity and functionality increases, there is a growing need for thinner devices with multiple antennas, higher data rates and increased operating frequencies. EMI (Electromagnetic Interference) shields from TE are stamped one and two piece metal shields that help provide isolation of board level components, minimize crosstalk and reduce EMI susceptibility without impacting system speed.



# LIMITLESS WIRELESS





---

# ASSOCIATED PRODUCTS AND RESOURCES

## Antennas

Landing Page: [www.te.com/antennas](http://www.te.com/antennas)  
Catalog – Ruggedized Antennas: 1-1773953-3  
Catalog – Telematics and M2M Antennas: 1-1773960-1

## Board Level Shields (BLS)

Landing Page: [www.te.com/bls](http://www.te.com/bls)  
Quick Reference Guide: 9-1773700-1

## Grounding (Spring Fingers)

Landing Page: [www.te.com/products/spring-fingers](http://www.te.com/products/spring-fingers)  
Quick Reference Guide: 6-1773460-8

## Discrete Wire Connectors

Landing pages: [www.te.com/products/ct](http://www.te.com/products/ct)  
[www.te.com/products/minict](http://www.te.com/products/minict)  
<http://www.te.com/products/hpi>  
<http://www.te.com/lowpowerdrawer>  
Quick Reference Guides: 1-1773455-8, 6-1773454-5,  
1-1773713-2, 1-1773888-2

## SIM Card Connectors

Landing page: [www.te.com/products/sim](http://www.te.com/products/sim)  
Quick Reference Guide: 2\_1773464\_0

## Fine Pitch Board-to-Board Connectors

Landing page: [www.te.com/products/fine-pitch](http://www.te.com/products/fine-pitch)  
Quick Reference Guide: 1-1773839-9

## RF & Coax Connectors

Landing page: [www.te.com/rf](http://www.te.com/rf)  
Quick Reference Guide: 1-1773725-8

## Battery Connectors

Landing Pages: [www.te.com/products/mobile-battery-connector](http://www.te.com/products/mobile-battery-connector)  
[www.te.com/products/batterypack](http://www.te.com/products/batterypack)  
Quick Reference Guides: 1-1773839-5, 1-1773839-4

## Flexible Printed Circuit (FPC) Connectors

Landing page: [www.te.com/products/fpc](http://www.te.com/products/fpc)  
Quick Reference Guides: 5-1773461-0, 8-1773459-2

## High Frequency Relays

Landing page: [www.te.com/hf-relays](http://www.te.com/hf-relays)

## USB-C and micro-USB

Landing pages: [www.te.com/products/micro-usb](http://www.te.com/products/micro-usb)  
[www.te.com/products/usb-type-c](http://www.te.com/products/usb-type-c)  
Quick Reference Guides: 1-1773972-9, 1-1773973-2

## Switches

Landing page: [www.te.com/alcoswitch](http://www.te.com/alcoswitch)  
Catalog: 8-1773450-9

## Sensors

Landing Page: [www.te.com/sensors](http://www.te.com/sensors)

## TE Solution Center

USA	+1 (800) 522-6752
Canada	+1 (905) 475-6222
Mexico	+52 (0) 55-1106-0800
Latin/S. America	+54 (0) 11-4733-2200
Germany	+49 (0) 6251-133-1999
UK	+44 (0) 800-267666
France	+33 (0) 1-3420-8686
Netherlands	+31 (0) 73-6246-999
China	+86 (0) 400-820-6015

## te.com

TE MetaSpan, TE Connectivity, TE (logo) and TE connectivity (logo) are trademarks owned or licensed by the TE Connectivity Ltd. family of companies. All other logos, products and/or company names referred to herein might be trademarks of their respective owners.

The information given herein, including drawings, illustrations and schematics which are intended for illustration purposes only, is believed to be reliable. However, TE Connectivity makes no warranties as to its accuracy or completeness and disclaims any liability in connection with its use. TE Connectivity's obligations shall only be as set forth in TE Connectivity's Standard Terms and Conditions of Sale for this product and in no case will TE Connectivity be liable for any incidental, indirect or consequential damages arising out of the sale, resale, use or misuse of the product. Users of TE Connectivity products should make their own evaluation to determine the suitability of each such product for the specific application.

© 2022 TE Connectivity Ltd. family of companies All Rights Reserved.

7-1773452-8 12/22 DND