

MAKE FIRST, BREAK LAST

POWER TRIPLE LOCK Connector System 3 Positions, Wire-to-Panel or Wire-to-Wire

PRODUCT DESCRIPTION

TE Connectivity's (TE) make first, break last (MFBL) POWER TRIPLE LOCK connector is designed for applications where there are specific grounding requirements. It allows the ground to be established prior to the power connections being made, and the ground is maintained until after the power connections are broken.

This 6.0 mm centerline, POWER TRIPLE LOCK connector offers three positions. It has a new cap, plug, ground tab and receptacle while utilizing other components from the standard POWER TRIPLE LOCK connector family. It provides the secure connection and easy assembly of the POWER TRIPLE LOCK connector family.

KEY FEATURES

- Application specific grounding components
- Polarization and keying
- Multiple points of contact and anti-fretting lubricant on terminals
- Three way locking
- Ergonomic design: Low mating and low insertion force
- UL recognized: E28476

APPLICATIONS

- Appliances
- Commercial building equipment
 - Office machines
 - Vending machines
- Power cord and power supply connections for many types of equipment

BENEFITS

- Establish ground before making power connection and maintain ground until after power connections are broken, helping ensure a safer connection
- Allows use of the same position size, but prevents mismatching, improving assembly cycle
- Multiple points of contact, provide a very stable electrical and mechanical connection, and lubricant prevents fretting corrosion
- Secure connections. Cap and plug latch together and optional Terminal Position Assurance (TPA) helps to ensure contacts are fully seated. Optional Connector Position Assurance (CPA) helps prevent unintentional disengagement
- Easy assembly, improving assembly cycle and avoiding mistakes during application

Make First, Break Last

POWER TRIPLE LOCK Connector System

TECHNICAL DETAILS:

ELECTRICAL

- Voltage Rating: 600 VAC/VDC
- Current Rating: Up to 12 amps maximum

MECHANICAL

- 3 positions, wire-to-panel (or wire-to-wire)
- Centerline pitch: 6.0 mm (.236 in)

SPECIFICATIONS

- Product specification: [108-106147](#)
- Application specification: [114-106147](#)

MATERIALS



- Housings: Thermoplastic meeting glow wire test (750°C no flame) per IEC 60335-1, 5th edition
- Contacts: Tin plated copper alloy
- Operating temperature: -55°C to 105°C

CONTACTS




- New receptacle 2232723-1 (19-16 AWG [.65 - 1.3 mm²])
- New extended length ground tab 2232724-1 (19-16 AWG [.65 - 1.3 mm²])
- Existing standard length tab 1971784-1 (19-16 AWG [.65 - 1.3 mm²])

Product Offering



Housings

| Product Image | Type | Style | Part Number |
|--|--------------|------------|-----------------------------|
|  | Plug Housing | 3 position | 5-2232362-3 |
|  | Cap Housing | 3 position | 5-2232353-3 |

Contacts

| Product Image | Type | Wire Gauge | Part Number |
|---|---|--|---------------------------|
|  | Receptacle Use in all three positions of plug housing | 19-16 AWG [.65 - 1.3 mm ²] | 2232723-1 |
|  | Ground Tab Use in center position of cap housing | 19-16 AWG [.65 - 1.3 mm ²] | 2232724-1 |
|  | Tab Use in two positions on either side of cap housing | 19-16 AWG [.65 - 1.3 mm ²] | 1971784-1 |

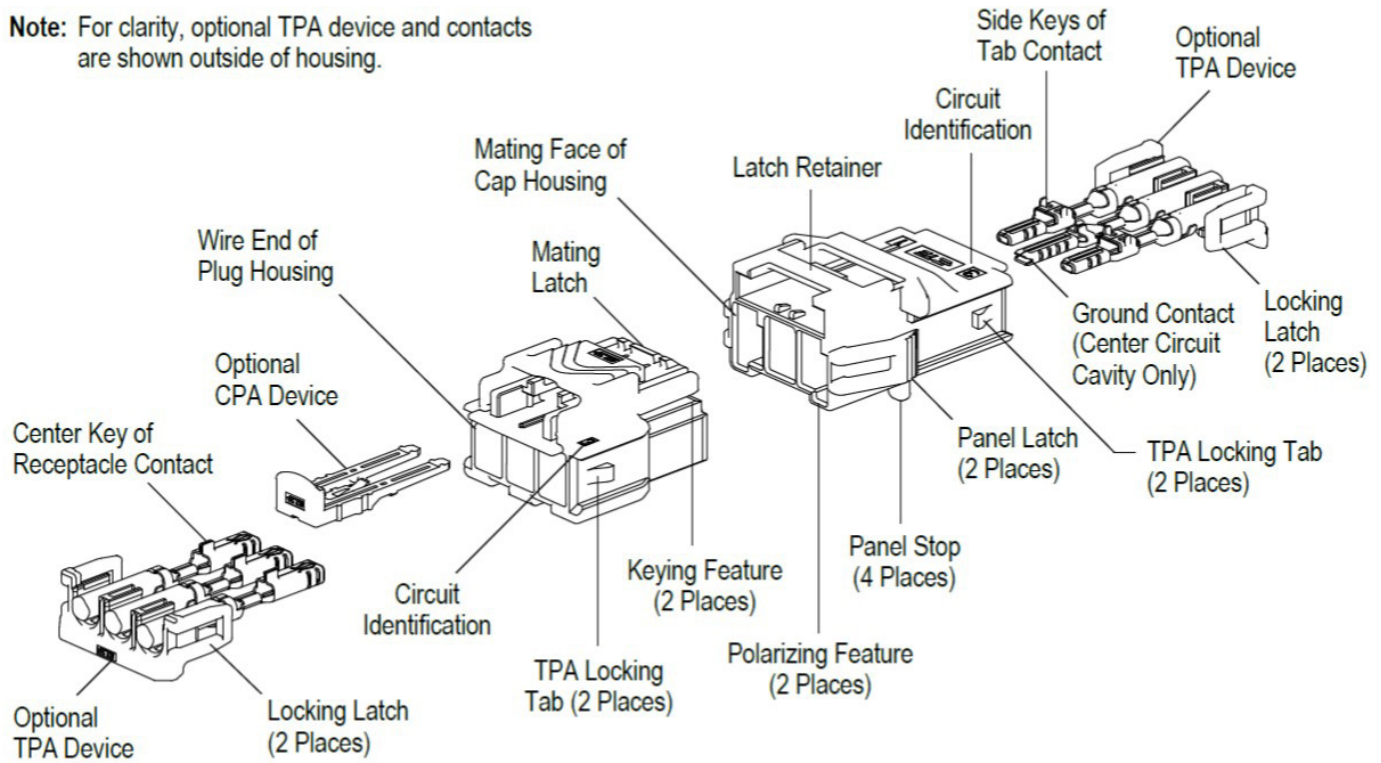
Optional Accessories

| Product Image | Type | Part Number |
|---|------------------------------|---------------------------|
|  | Terminal Position Assurance | 1971777-3 |
|  | Connector Position Assurance | 1971789-1 |

Make First, Break Last

POWER TRIPLE LOCK Connector System

Note: For clarity, optional TPA device and contacts are shown outside of housing.



TE TECHNICAL SUPPORT CENTER

USA: +1 (800) 522-6752

Canada: +1 (905) 475-6222

Mexico: +52 (0) 55-1106-0800

Latin/S. America +54 (0) 11-4733-2200

Germany: +49 (0) 6251-133-1999

UK: +44 (0) 800-267666

France: +33 (0) 1-3420-8686

Netherlands: +31 (0) 73-6246-999

China: +86 (0) 400-820-6015 te.com

te.com

POWER TRIPLE LOCK, TE Connectivity, TE Connectivity (logo) and Every Connection Counts are trademarks. All other logos, products and/or company names referred to herein might be trademarks of their respective owners.

The information given herein, including drawings, illustrations and schematics which are intended for illustration purposes only, is believed to be reliable. However, TE Connectivity makes no warranties as to its accuracy or completeness and disclaims any liability in connection with its use. TE Connectivity's obligations shall only be as set forth in TE Connectivity's Standard Terms and Conditions of Sale for this product and in no case will TE Connectivity be liable for any incidental, indirect or consequential damages arising out of the sale, resale, use or misuse of the product. Users of TE Connectivity products should make their own evaluation to determine the suitability of each such product for the specific application.

© 2017 TE Connectivity Ltd. family of companies All Rights Reserved.

1-1773873-2

03/17 Revised