

TRADITIONAL SPACE  
**NTC & RTD SURFACE  
MOUNT TEMPERATURE  
SENSORS**



**UNMATCHED RELIABILITY: SURFACE MOUNT  
TEMPERATURE SENSORS FOR SATELLITES,  
SPACE & HIGH RELIABILITY APPLICATIONS**

Our Surface Mount Temperature Sensors are built for extreme space environments, with NTC thermistor probes covering  $-60^{\circ}\text{C}$  to  $+160^{\circ}\text{C}$  and RTD platinum probes ranging from  $-170^{\circ}\text{C}$  to  $+160^{\circ}\text{C}$ . These sensors feature various R-T curves and resistances providing high level of compatibility to electronics systems. With over 20 years space heritage and compliance to ESA standards, our sensors are suited for both traditional and LEO satellite markets, designed for easy installation, various wire lengths, and provide excellent heat transfer delivering high reliability performance.

**TOP 4 BENEFITS**

of NTC & RTD Surface Mount Temperature Sensors

**COMPLIANT TO ESA  
STANDARDS**



Our sensors have a proven track record of reliability and performance in space missions, backed by over 20 years of ESA qualification. In addition to our parts listed on the ESA Qualified Parts List (QPL), we offer a broad portfolio of flight-qualified parts that meet ESA's performance and reliability standards.

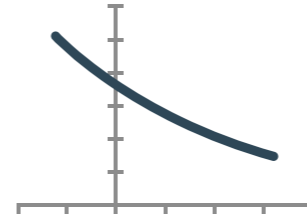
All our sensors are designed, manufactured, tested, and inspected on the same production line, using the same equipment, processes, operators, and quality system. Sensors not listed on the ESA QPL can be ordered with Lot Validation Testing to ensure compliance with ESA standards.

**20+ YEARS SPACE  
FLIGHT HERITAGE**



Our sensors have established a remarkable space flight heritage, having participated in hundreds of missions with the European Space Agency (ESA) since becoming an ESA qualified supplier in 2001. Some of the notable missions with ESA, include: Sentinel, MSG, Plato and Galileo, which is Europe's own global navigation satellite system.

**WIDE TEMPERATURE  
RANGE AND R-T  
CURVES**



Our NTC thermistor probes cover temperatures from  $-60^{\circ}\text{C}$  to  $+160^{\circ}\text{C}$  and various R-T curves with nominal resistances at  $+25^{\circ}\text{C}$  ranging from  $2\text{k}\Omega$  to  $100\text{k}\Omega$ , while our RTD platinum probes extend from  $-170^{\circ}\text{C}$  to  $+160^{\circ}\text{C}$  with nominal resistances of  $100\Omega$  and  $1000\Omega$  at  $0^{\circ}\text{C}$ . These features ensure reliable performance in the extreme conditions of space and consistent data across diverse conditions, enabling operational efficiency and safety.

**EASY  
INTEGRATION**




Our surface mount sensor portfolio simplifies mounting on various surfaces with its design that ensures direct contact, providing excellent heat transfer and accurate temperature readings. Our temperature sensors come in multiple wire lengths and insulation options, making them versatile for different designs and usable at various distances from the circuit. This design reduces the need for manual cutting or soldering extensions, streamlining the installation process.

**NTC & RTD SURFACE MOUNT TEMPERATURE  
SENSORS:**


**ESA SATELLITE PLATFORM AND  
PAYLOAD APPLICATIONS**



**LARGE  
SATELLITES**



**SPACE SOLAR  
PANELS**



**PAYLOAD**

**Connect With an Expert** ▶